

# Networks Empower Business

**Omada**  
by tp-link



Cloud Management, Access Points, Switches, and Gateways  
Hotels | Offices | MDUs | Restaurants | Stores | Schools | and More

2025  
**NEW**

# CONTENTS

## 01 | Omada – Networks Empower Business

Who We Are	02
Omada's Core Strengths	03
Omada SDN Solution	06
Flexible Cloud Management Architecture	07
Omada Cloud Essentials – Easy and Free Cloud	08
Omada Liberates Administrators	11
Omada Optimizes User Experience	13

## 02 | Omada Solutions by Scenario

Hotels	15
Small and Mid-Size Offices	18
Multi-Dwelling Units (MDUs)	21
Restaurants / Stores	23
Warehouses	26

## 03 | Omada Solutions by Technology

Wi-Fi 7	30
PoE Switches and Free Cloud for Surveillance	34
Long-Range PtMP & PtP Bridges for Surveillance	37
Outdoor 4G Wi-Fi Solution for Remote Locations	40
Outdoor Wi-Fi and Outdoor PoE Switches	42
10G/2.5G Multi-Gigabit Solution	44
GPON Solution	46
High-Density Wi-Fi	48
Campus (Stackable L3) Switches with 25G Ports	50
Industrial Switches	52

## 04 | Omada Central

Unified Networking & Surveillance Solution	54
--	----

## 05 | Product Specifications

Controllers	56
Access Points	57
Switches	65
Gateways	72
Accessories	73



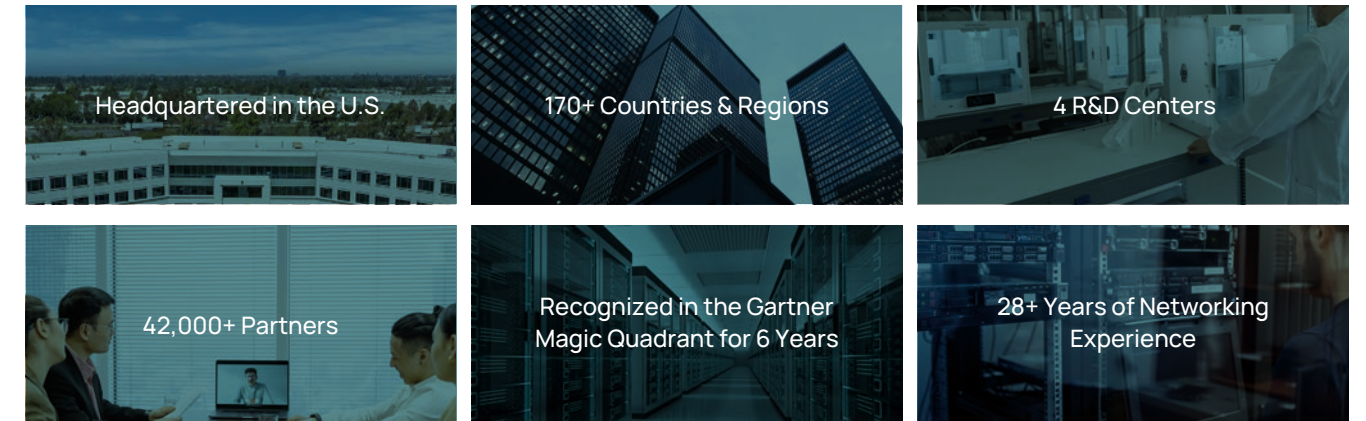
# 01 Omada — Networks Empower Business

Professional. Reliable. Secure.

Omada, a B2B-focused brand, backed by over 28 years of networking expertise, combines reliable and secure products, cutting-edge technologies, centralized cloud management, and a trusted supply chain to ensure exceptional performance. Recognized globally for its excellence, Omada continues to drive business success with solutions that adapt to the ever-evolving digital landscape.



## Who We Are



## Omada Business Networking



\*Source: Gartner, Magic Quadrant for Enterprise Wired and Wireless LAN Infrastructure, Tim Zimmerman, Christian Canales, et al., 6 March 2024. Gartner does not endorse any vendor, product or service depicted in its research publications, and does not advise technology users to select only those vendors with the highest ratings or other designation. Gartner research publications consist of the opinions of Gartner's research organization and should not be construed as statements of fact. Gartner disclaims all warranties, expressed or implied, with respect to this research, including any warranties of merchantability or fitness for a particular purpose. GARTNER and MAGIC QUADRANT are registered trademarks of Gartner, Inc. and/or its affiliates in the U.S. and internationally and are used herein with permission. All rights reserved.

## Trusted by Customers Worldwide





Omada's Core Strengths

01 Industry-Leading Technology, High-Performance Products

PtP & PtMP Wireless Bridges

Free Cloud Management

4G/5G

Centralized Omada SDN

High-Density Wi-Fi

Multi-Gigabit Network Solution

Wi-Fi 7  
Breaking Boundaries for Your Business

SD-WAN

Multi-WAN

Tailored Networking Solutions for Surveillance

25G Switching

M-LAG, MACsec, BGP Layer 3 Switching

GPON Solution

PoE++

Smart Antennas

WLAN Optimization

Physical Stacking

02 Proven Quality

**Innovative R&D**  
Backed by world-class engineers, delivering stable, durable, and high-performance products.

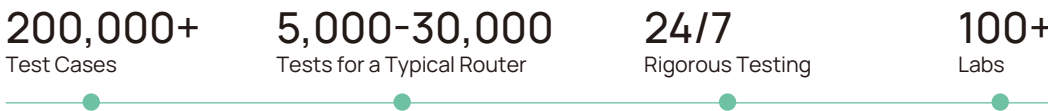
**Complete Quality Control**  
Vertically integrated facilities ensure superior manufacturing and quality assurance.

**Stable Cloud Platform**  
99.9% SLA availability, 24/7 automated fault detection, and secure backup servers.

**Secured Data Protection**  
Omada provides enterprise-grade security with NDAA compliance and ISO 27001/27701 certifications.

**28+ Years of Expertise**  
Backed by 28 years of expertise in networking design, testing, and manufacturing, Omada ensures exceptional quality.

Relentless Testing for Superior Quality



03 Simplified Deployment & Management



Simplified Deployment & Management

- Simplified Setup & Deployment**
  - Quick and easy setup with free cloud access
  - Zero-Touch Provisioning (ZTP)
  - Remotely set up networks without unboxing
  - Replicate configurations effortlessly to new sites
- Simplified Management & Maintenance**
  - Centralized cloud management
  - Remote troubleshooting with integrated tools
  - Automatic WLAN optimization
  - MSP mode for multi-customer & multi-site management

04 One-Stop Solution with a Comprehensive Product Portfolio

Omada Controllers for Centralized Cloud Management

- Cloud-Based Controller
  - Essentials version for Free and Easy Cloud
  - Standard version with Device License Fees for Advanced Features
- Software Controllers
  - Unlimited Scale
- Hardware Controllers
  - From 130 to 1300 Devices

Omada Access Points

- Ceiling Mount / Wall Plate / Outdoor / Wireless Bridge / Desktop / Gpon APs
- 10G / 2.5G / GE / FE Ports
- Wi-Fi 7 / 6 / 5 / 4

Omada Campus / Aggregation / Access Managed Switches

- L3 / L2 Managed Switches
- Easy Managed and Industrial Switches
- 25G / 10G / 2.5G / GE / FE Ports
- PoE++ / PoE+ / PoE

Omada Gateways

- 10G / 2.5G / GE
- Wired / Wireless / 4G+ LTE / DSL / Integrated 3-in-1 Gateways
- SD-WAN / SSL / WireGuard / IPSec VPN / OpenVPN

Omada Unmanaged Switches

- PoE++ / PoE+ / PoE
- Rackmount / Desktop / Wall-Mounting

Accessories

- 100G / 25G / 10G / 1G SFP Modules and Cables
- Media Converters
- PoE Adapters
- Power Supply Modules

Note: Omada unmanaged switches and accessories do not support Omada cloud centralized management.

Cloud Management Platform

Web Browser

Omada App

Network Planning and Installation Tools

Wi-Fi Navi App  
Network testing, verification, and troubleshooting

Omada Network Designer  
Aids networking planning product selection

Dedicated Partner Platforms

SolutionX Partner Program  
Join the SolutionX Partner Program to elevate your business and become part of a thriving community that empowers businesses through cutting-edge networking solutions.

TP-Partner App  
A simple and convenient way to access information of products and solutions. Gain rewards for device activation and installation.

- Exclusive Benefits
- Lucrative Margins
- Extensive Resources & Support
- Training & Certification

Join SolutionX Partner Program

[partner.tp-link.com](https://partner.tp-link.com)



# 05 Superior Value: Cut Costs & Drive Growth with Genuine Manufacturing

## Vertically Integrated Manufacturing

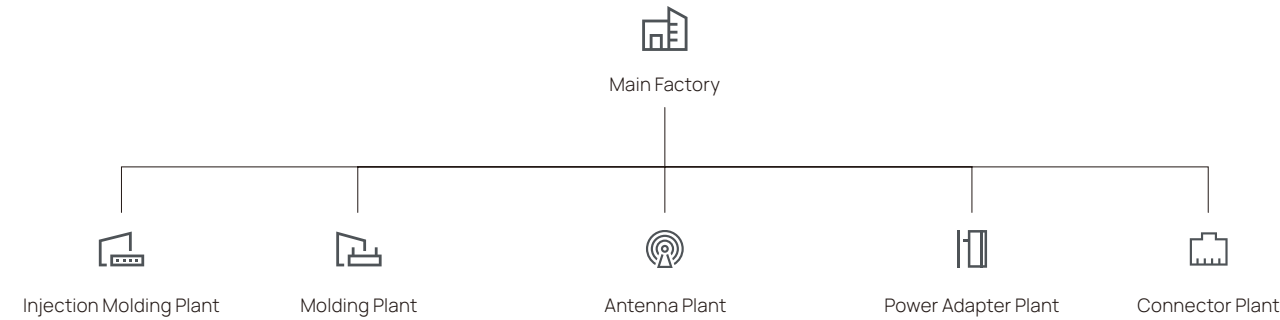
Vertically integrated facilities ensure exceptional cost efficiency, complete quality control, and advanced manufacturing to deliver superior quality and value.

## Cost Savings Through Scaled Production

As the leading Wi-Fi product provider, we leverage large-scale production to lower costs, passing savings directly to our customers and partners.

## Exclusive Partner Benefits

Unlock exclusive benefits with our Partner Program, featuring competitive pricing, high profit margins, and value-added tools to drive business growth.



# 06 Steady Supply and Solid Inventory Guarantee

- Comprehensive, steady supply chain
- Controls the cycle time and improves production efficiency
- Optimal logistics solution with 90% direct routes
- Local warehouse for sufficient local stocks and fast delivery\*

\*Applicable to the US region and may vary between regions/countries.




# 07 Reliable Tech Support, Training, & Extended Warranty



Comprehensive training and certifications are available at entry-level, associate-level, and professional-level tiers.



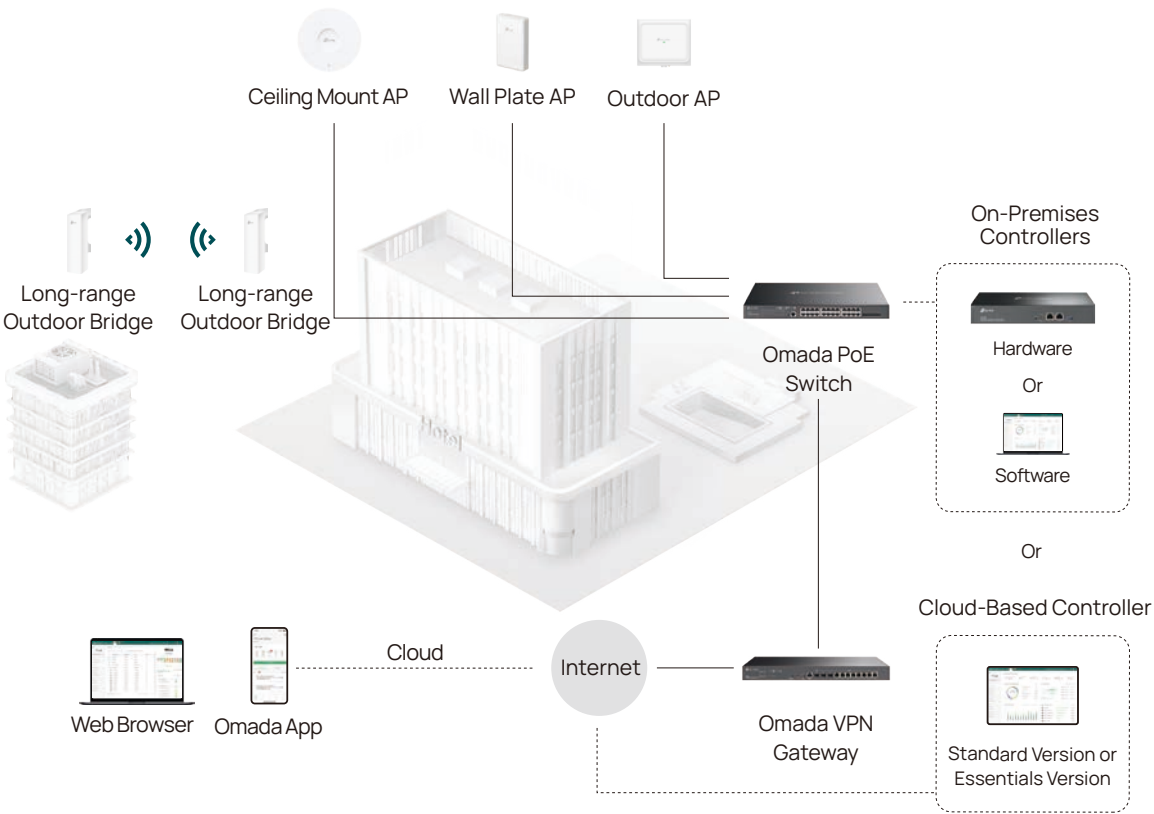
Extended product warranties offer greater peace of mind for both you and your customers.



- Localization Sales and Support Team
- Dedicated Omada Support Portal
- Official Omada Community
- Contact us via Call, Email, or Chat

# A Reliable and Easy Cloud SDN Solution for Your Business

Omada's Software-Defined Networking (SDN) platform integrates network devices, including access points, switches, and gateways, providing 100% centralized could management — all controlled from a single interface.



## Flexible Management with Optional Free Cloud

Choose from versatile on-premises controllers (hardware and software) or fully cloud-based controllers (Standard and Essentials versions) to meet diverse business needs. Enjoy free cloud management with Cloud Essentials, hardware, or software controllers.

## Effortless Deployment with Zero-Touch Provisioning (ZTP)

No need to send out IT experts for on-site configuration. Simplify network deployment and cut costs, especially for multi-site networks.

## Comprehensive Solution with Advanced Features

Seamlessly manage Omada APs, switches, and gateways across multiple sites and organizations through a unified platform with flexible role-based administration. Leverage intelligent Wi-Fi optimization, advanced security, flexible traffic control, and robust access management to accelerate your business.

## Intelligent Monitoring

Powerful network performance is guaranteed by intelligent monitoring, including network traffic statistics, channel occupancy analysis, network condition logs, and abnormal event warnings and notifications.

# Omada Offers a Flexible Cloud Management Architecture

## Increases Business Agility and Scalability

Cloud-Based Controller

On-Premises Controller (Hybrid Cloud)



Essentials

- Free Cloud
- Easy Setup, Use, and Maintenance
- Essential Features Without the Complexity Required by Larger-Scale Operations
- Exists Entirely in the Cloud

Standard

- Advanced Functions for Professional and Comprehensive Network Settings
- Exists Entirely in the Cloud
- Device License Required

Omada Hardware Controller

- No Need to Keep Your PC Running
- Flexible On-Premises and Free Cloud Management

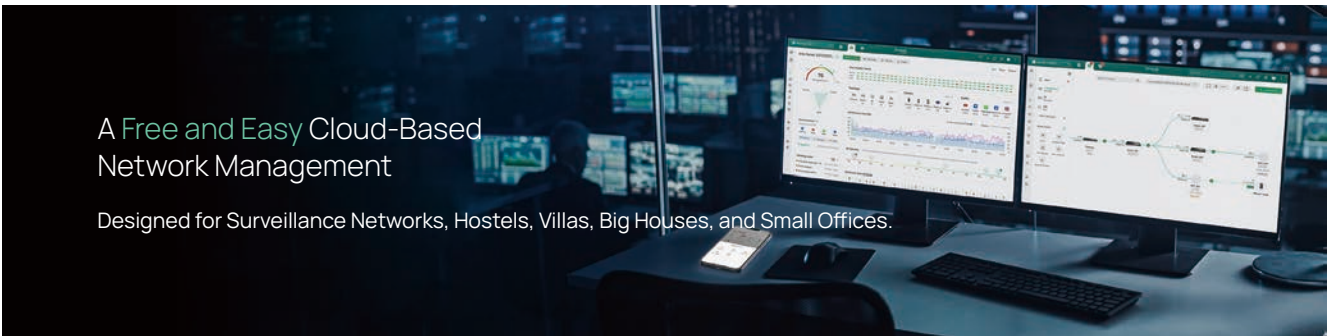
Omada Software Controller

- No Hardware Investment
- Flexible On-Premises and Free Cloud Management

		Cloud-Based Controller		On-Premises Controller (Hybrid Cloud)	
		Essentials	Standard	Omada Hardware Controller (OC400 / OC300 / OC220 / OC200)	Omada Software Controller
Pricing		Free	Device License Fee	Hardware Cost for Every Site; Free Cloud Access	Requires Constant PC/Server Operation; Free Cloud Access
Characteristics		<ul style="list-style-type: none"><li>• Easy Setup, Use, and Maintenance</li><li>• Essential Features Without the Complexity Required by Larger-Scale Operations</li></ul>	<ul style="list-style-type: none"><li>• Advanced Functions for Professional and Comprehensive Network Settings</li></ul>	<ul style="list-style-type: none"><li>• No Need to Keep Your PC Running</li><li>• Flexible On-premises and Cloud Management</li></ul>	<ul style="list-style-type: none"><li>• No Hardware Investment</li><li>• Flexible On-premises and Cloud Management</li></ul>
Designed for		<ul style="list-style-type: none"><li>• Surveillance Networking<ul style="list-style-type: none"><li>• Hostels</li><li>• Villas / Big Houses</li><li>• Small Offices</li></ul></li></ul>	<ul style="list-style-type: none"><li>• Medium / Large Multi-site Networks</li><li>• Hotels, Schools, Retail, MDUs, Medium to Large Offices</li></ul>	<ul style="list-style-type: none"><li>• Small/Medium Local Networks</li><li>• Hotels, Retail, MDUs, Small to Medium Offices and Schools</li></ul>	<ul style="list-style-type: none"><li>• Medium/Large Local Networks</li><li>• Hotels, Schools, Retail, MDUs, Medium to Large Offices</li></ul>
Management Scale		Unlimited	Unlimited	OC220 / OC200: 130 devices OC300: 700 devices OC400: 1,300 devices	Unlimited* (Recommended: ≤ 10,000 devices)
Zero-Touch Provisioning		✓	✓	✓	✓
MSP Mode for Multi-Customer Management		-	✓	-	✓
Multi-User Privilege Assignment		✓**	✓	✓	✓
Configuration	VLAN	✓	✓	✓	✓
	Port Management	✓	✓	✓	✓
	PPSK	-	✓	✓	✓
	VPN	WireGuard VPN	L2TP / PPTP / SSL / OpenVPN / IPSec / WireGuard VPN		
	Fast Roaming & Mesh	✓	✓	✓	✓
Security	Port Isolation	✓	✓	✓	✓
	Portal Authentication	Simple Password / Voucher / Form Auth / External Portal Server	Simple Password / Voucher / Form Auth / Local User / SMS / Radius Server / External LDAP Server / External Portal Server		
	ACL	✓ (Gateway)	✓	✓	✓
	IPS/IDS	-	✓	✓	✓
	DPI	-	✓	✓	✓
Maintenance	Topology	✓	✓	✓	✓
	Troubleshooting	SSH / Network Check / Terminal	SSH / Network Check / Terminal / Packet Capture		
	Logs / Alerts	Basic	Advanced	Advanced	Advanced
	Open API	-	✓	✓	✓
	WLAN Optimization	-	✓	✓	✓

\*Actual management scale of the Omada Software Controller depends on the PC/server's hardware specifications.  
\*\*All users are assigned with default network permissions. Customized permissions are not supported during configuration.

# Omada Cloud Essentials

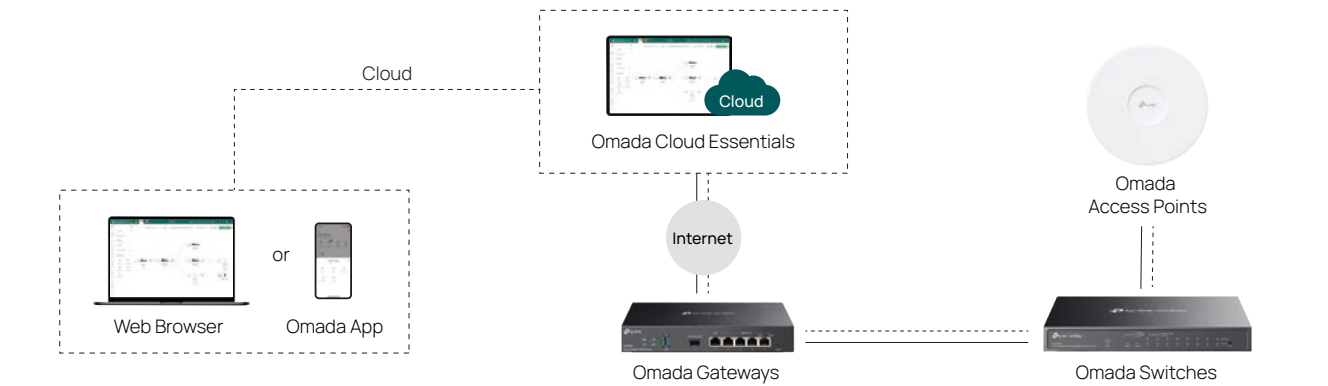


A Free and Easy Cloud-Based Network Management

Designed for Surveillance Networks, Hostels, Villas, Big Houses, and Small Offices.

Omada Cloud Essentials is a free and easy version of the Omada Cloud-Based Controller. It offers cloud-based, free, and easy centralized management and monitoring for the Omada networking system, covering access points, switches, and gateways, ideal for surveillance networks with minimal installers/MSPs involvement.

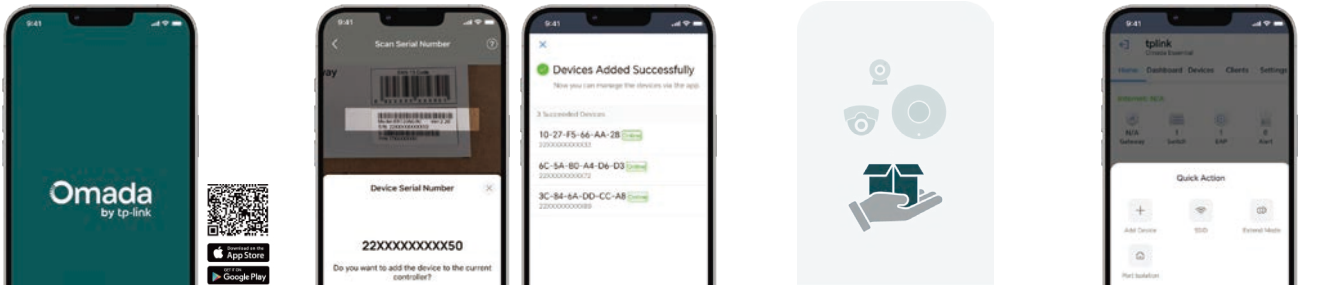
- Lifetime Free Cloud Management Without Additional Fees or On-Premises Controllers
- Super-Easy Setup via Your Phone Without Unboxing – Save Time & Costs
- Zero-Touch Provisioning (ZTP)
- Manage and Monitor Anytime via the Omada App or Web Browser
- Control Abundant Features Designed for Cameras
- Unlimited Management Scale for Multiple Sites



## Super-Easy Setup with ZTP – Unboxing Not Required MSPs in the Office

No need to unbox or send out an IT engineer for on-site configuration

- Step 1**  
Launch the Omada app
- Step 2**  
Scan the S/N code on the package to add devices without unboxing
- Step 3**  
Deliver the devices to the customer
- Done**  
Remotely configure essential features as needed once powered on at the site



## On-Site Customers or Installers

Plug and Play\*

- Step 1**  
Receive the products and unbox
- Step 2**  
Install and Plug in on the site\*
- Done**  
Enjoy without additional configuring

\*The gateway requires a setting to connect to the internet



Centralized Cloud Management for a Comprehensive Product Portfolio

Explore the complete list of managed products at [www.omadanetworks.com/omada-cloud-essentials/product-list/](http://www.omadanetworks.com/omada-cloud-essentials/product-list/)



**Omada Gateways**  
• Wired / Wi-Fi Gateways  
• WireGuard VPN

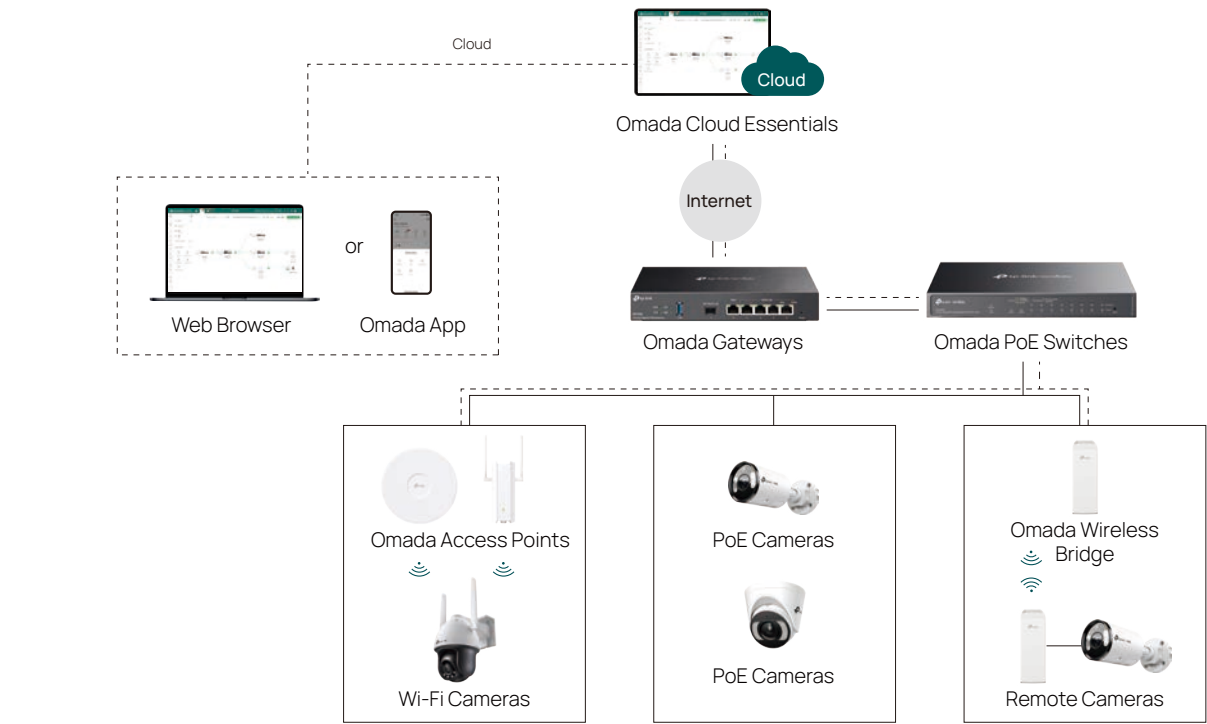


**Omada Access Points**  
• Ceiling Mount / Wall Plate / Desktop / Outdoor / Wireless Bridge / Desktop  
• Wi-Fi 7 / 6 / 5



**Omada Aggregation / Access / Agile Easy-Managed Switches**  
• 10G / 2.5G / GE / FE Ports  
• PoE++ / PoE+ / PoE

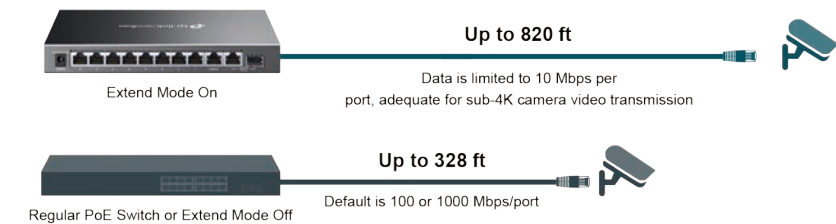
Ideal for **Surveillance Networks** — Simplified Monitoring and Troubleshooting  
Seamlessly Upgrade from Unmanaged to Managed PoE Switches with Free Cloud and Ease of Use




- Remotely Access Logs and Receive Real-time Alerts of Networks
- Multi-Site Management with Multi-Role Assignment
- 5 GHz Wireless Bridges Reduce Interference and Guarantee Video Quality
- PING, Wi-Fi Scan, and Internet Speed Test for Troubleshooting

Easy Configuration of Surveillance-Related Features for Convenient Maintenance — Saving Time and Cost

PoE Extend Mode for up to 820ft (250m) PoE Transmission




Port Isolation for Safer Camera Networking




Auto Loop Detection Increases the Stability of Surveillance Networking



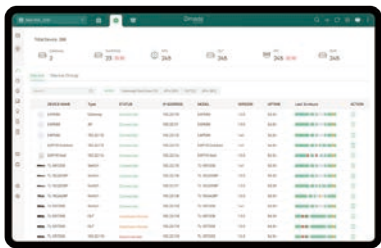
One-Click Surveillance VLAN for Higher Security and More Convenient Maintenance



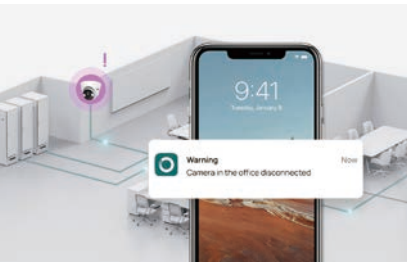
Optimized PoE Auto Recovery or Port Management to Automatically or Remotely Reboot Unresponsive Cameras



IP Camera/NVR Recognition and Monitoring



IPC Offline Alarm



Cable Test  
Detect Cable Length and Connection Quality Online



Perfect for Small Business Networks Minimizing the Maintenance Burden for MSPs/SIs  
Requiring Easy Setup, Basic Features, and Business-Class Quality



Motels / Hostels / Small Hotels



Villas / Big Houses



Small Offices



Small Restaurants / Small Stores

System Management

- Topology for Easier Monitoring and Troubleshooting
- Remotely Access Logs and Receive Real-Time Alerts of Networks
- Multi-Site Management with Multi-Role Assignment
- PING, Wi-Fi Scan, and Internet Speed Test for Troubleshooting

Easily Configure Access Points

- Portal Authentication (Voucher, Form Auth, External Portal Server)
- Fast Roaming
- One-Click WLAN Setting
- Guest Wi-Fi
- Mesh
- Bandwidth Control

Easily Configure Gateways

- WireGuard VPN
- ACL
- Port Forwarding / Dynamic DNS

# Omada Liberates Administrators

## Simple Management

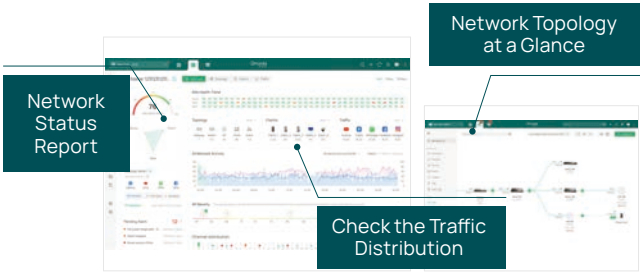
### Real-Time Network Status and Full Report of Clients, Devices, WAN, and Wi-Fi

Easily share network service quality with administrators through customized reports.



### Easy and Intelligent Network Monitoring

The easy-to-use dashboard ensures SIs follow real-time network status and various kinds of information at a glance.



### Managed Service Provider (MSP) Mode

The Managed Service Provider mode enables multi-customer and multi-site deployment, scaling with management needs.

**Multi-Customer & Multi-Account Management**

Manage multiple customers without switching controllers. Liberate SI partners.

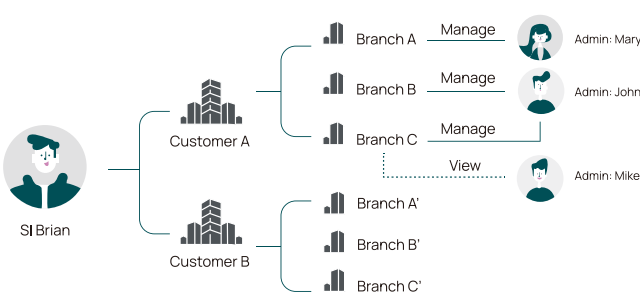
&

**Multi-Site Management**

Easier to check and manage multiple sites with a more well-organized management structure. A 4-layer management system is provided.

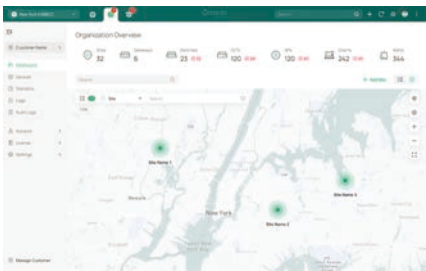
### Multi-Tenant Privilege Assignment

Take advantage of multi-person management and multi-level permissions, while adding administrators wherever necessary.



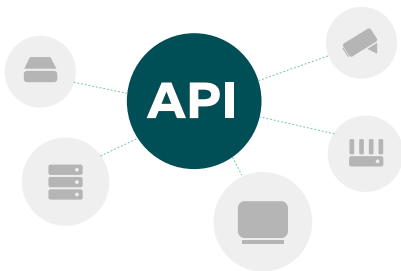
### MAP

- Site MAP:** Supports adding Site geographic markup and retrieving Site location, while visually displaying the site network status.
- Device MAP:** Supports adding Device geotags and retrieving Device locations.



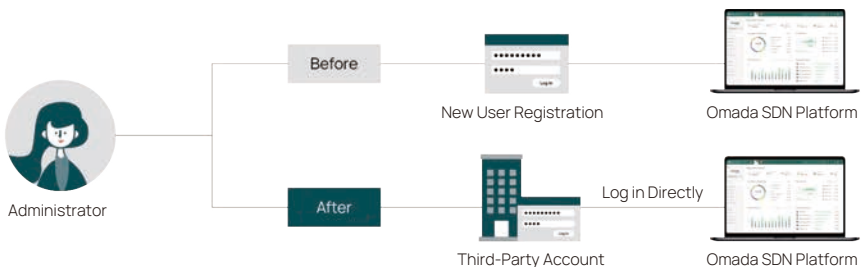
### OpenAPI

Facilitates integrated access and system integration with clients' existing systems or services from third parties.



### Single Sign On (SSO)

- Supports third-party accounts to log in to the Omada platform, such as the account of the apartment management system.
- Eases repeated login issues encountered by administrators while in multiple application systems at the same time



## SD-WAN

- One-Click Multi-Site VPN Setup and Easy Maintenance

### Intelligent Route Selection

Automatically selects the best path based on real-time network performance and application requirements, thereby improving network reliability and performance.

### Quality of Service (QoS) Assurance

Classifies and schedules traffic based on application priorities and performance requirements to ensure quality of service for critical business applications.

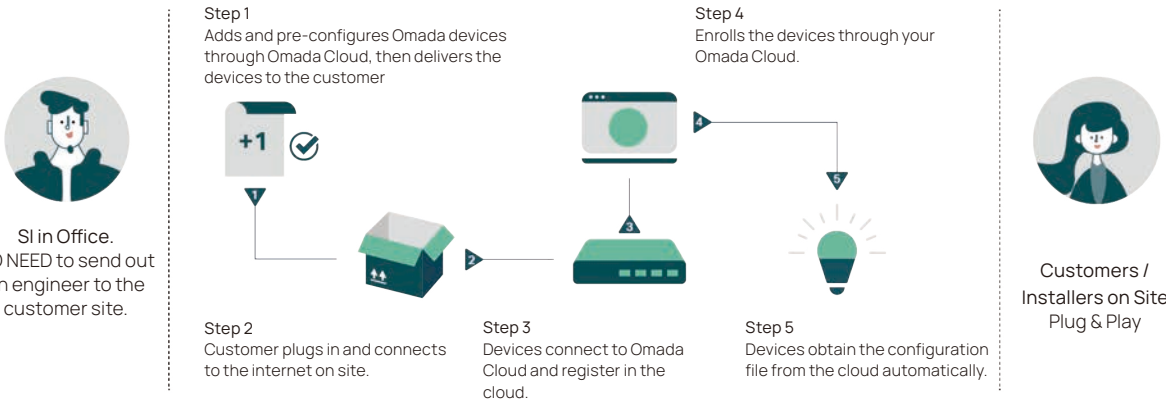
### Centralized Management and Control

The visualized management platform of the entire network can perform single-point control of the entire network equipment.

## Easy Operation and Maintenance

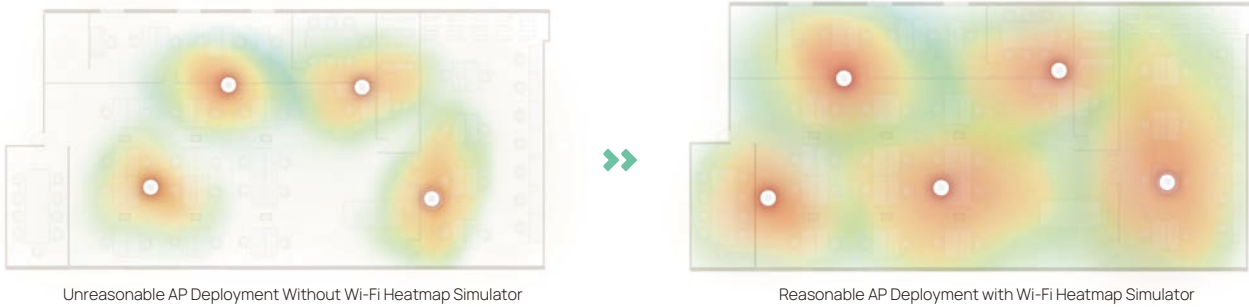
### Zero-Touch Provisioning

Allows admins to remotely deploy and configure multi-site networks, so there's no need to send out an IT expert for on-site configuration.



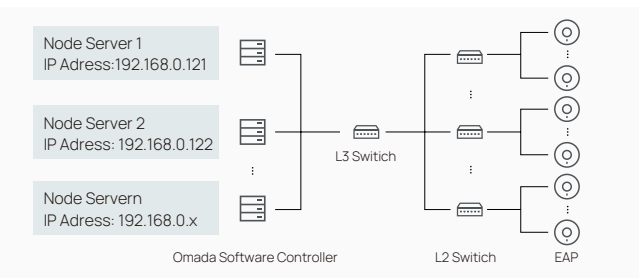
### Wi-Fi Heatmap Simulator to Generate Wi-Fi Solutions with Ease

Simulates the wireless coverage effect of APs in the actual site and determines the appropriate number and location of APs according to the coverage requirements.



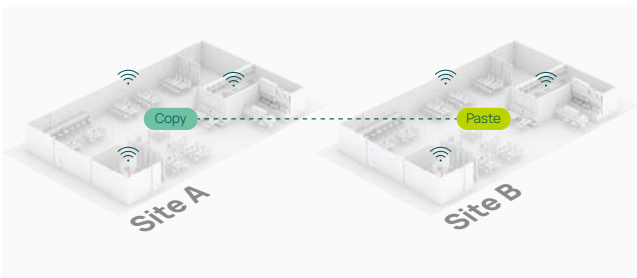
### Cluster Deployment for Robustness and Scalability

Multiple controllers function as backups to avoid system interruptions and are easy to scale network capacity.



### Site & Device Templates for Instant Network Configuration

Create a site & device configuration template and bind to new sites. The configuration will be synchronized with the configuration of the template – eliminating the need of repeated configuration.



### Automatic WLAN Optimization

Powerful wireless performance while greatly reducing Wi-Fi interference with automatic Channel Selection, Power Adjustment, Bandwidth Allocation, and Frequency Band Deployment.

### Integrated Troubleshooting Tools

PING | Traceroute | DNS QUERY | Terminal | Packet Capture

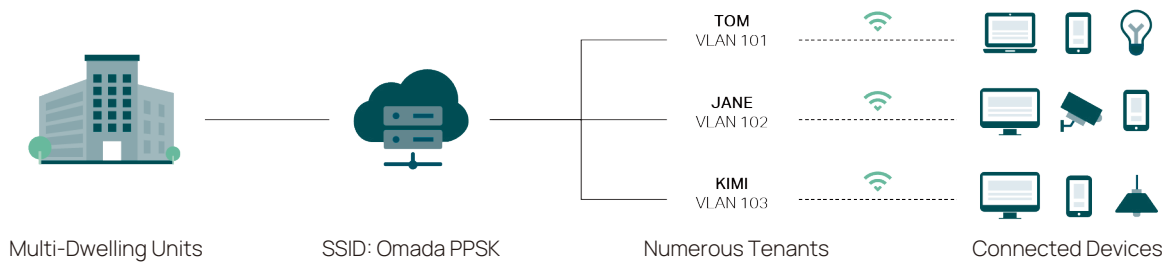


# Omada Optimizes User Experience

## Always-Assured Security

### Private Pre-Shared Key (PPSK)

Creates unique pre-shared keys for individual users on the same SSID to enhance residents' network security.



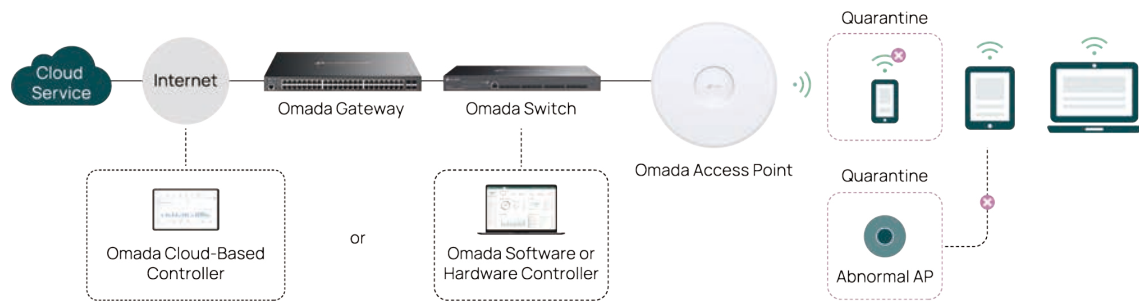
## Wireless Intrusion Detection System/Wireless Intrusion Protection System (WIDS/WIPS)

### WIDS

- Detects and isolates abnormal APs and clients exhibiting unusual behavior or attacks in the environment.
- Operates 24/7 and generally requires no management or admin involvement.
- Supports customizing detection levels and types according to clients' requirements.

### WIPS

- Offers multiple protection methods to enhance network performance and safeguard its health.
- Protection methods include Deauthentication Counter and Dynamic Denylists.
- Instant, multi-dimensional, adaptive WIPS helps protect your sensitive information and network resources.



## Content Filtering

Filter content within a defined time period to streamline internet access control and enforce strategies for employee and teen protection.

## DPI (Deep Packet Inspection)

Easily specify internet access rights and strategies via DPI (Deep Packet Inspection), IP/MAC/URL Filtering, and Access Control List (ACL)

## Attack Prevention with 4000+ Signature Rules

Enhance threat detection and defense with the integrated IDS/IPS engine.

## Abundant Security Functions

Powerful firewall and advanced security functions further protect your network and data.

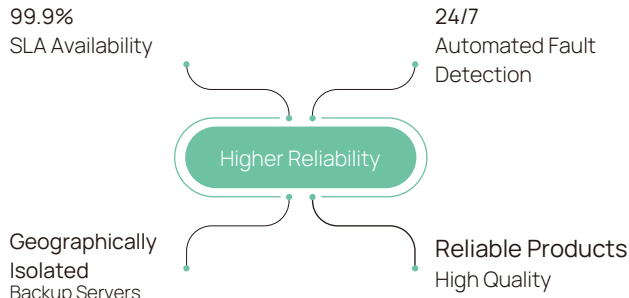


## Higher Reliability

Cloud services are guaranteed with 99.9% SLA availability, 24/7 automated fault detection, geographically isolated backup servers, and reliable product quality. Your network functions even if management traffic is interrupted.

### AWS-Based Reliability

Omada Cloud, hosted on AWS servers and maintained by the TP-Link team around the clock, ensures high availability and robust security.



# 02 Omada Solutions by Scenario



Hotels



Small and Mid-Sized Offices



Multi-Dwelling Units (MDUs)



Restaurants/Stores

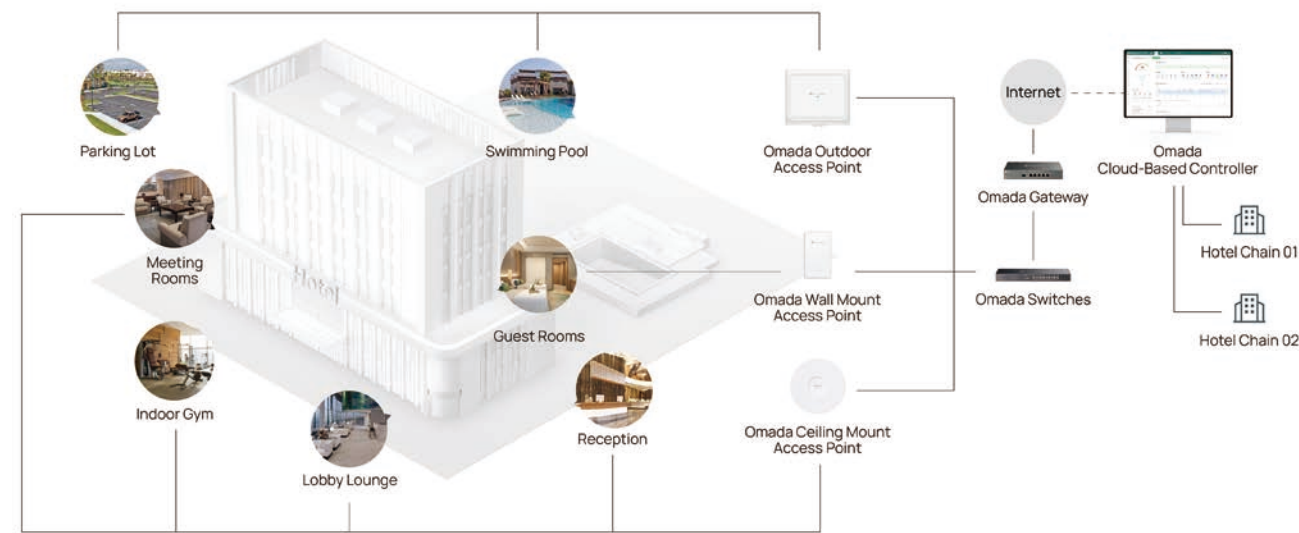


Warehouses

# Omada Networking Solution for Hotels



Omada offers a proven, comprehensive solution for hotels of all sizes, delivering high-performance hardware and core software to ensure an exceptional Wi-Fi experience for guests and enhance guest satisfaction. Additionally, the Omada Hotel Solution simplifies management, ensures seamless operation, and reduces operational costs for hotel owners and MSPs.



## What Omada Brings to Hotel Networking

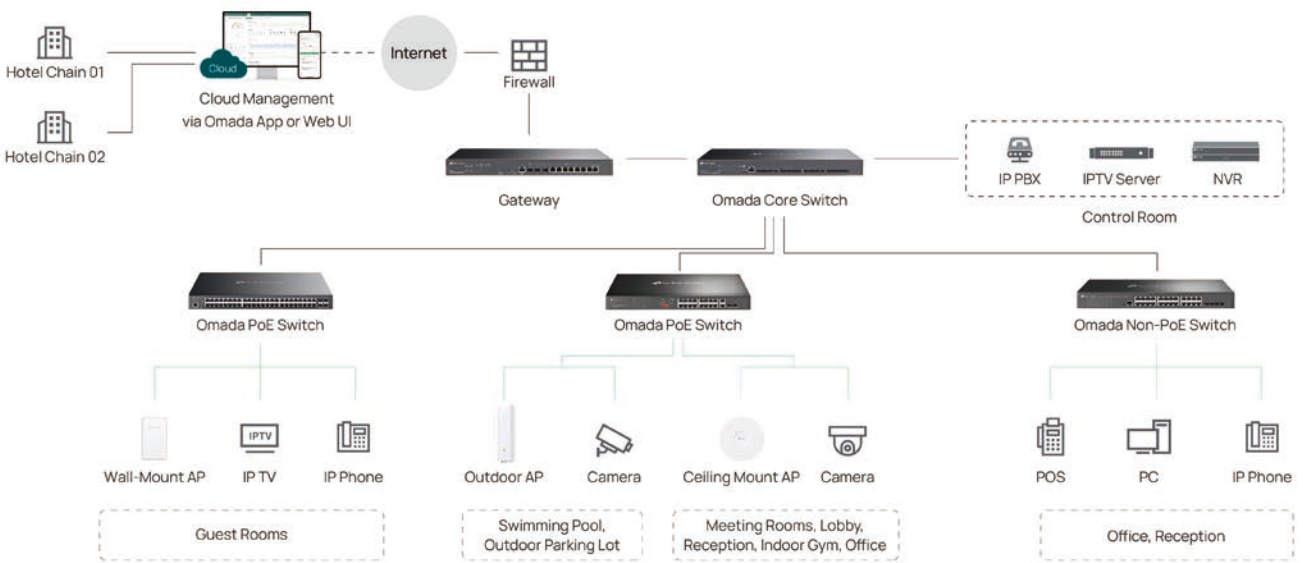
### Strong Networking and Wi-Fi You Can Trust

- ✓ Ceiling, Wall, Outdoor Access Points for Designated Areas Deliver the Ideal Wi-Fi
- ✓ Multi-WAN Gateway with Backup and Load Balancing Ensures Reliable Connectivity
- ✓ Supports Hotel PMS Through a Radius Server
- ✓ Work with IPTV Server for Simple IPTV Setup and Management
- ✓ Multi-User Privilege Assignment Provides Different Levels of Management and Data Access for Each User as Needed
- ✓ Enhanced High-Density APs Ensure Connections in Busy Areas Such as Lobbies, Conference Rooms, and Indoor Gyms
- ✓ The Comprehensive Product Lineup Features Wi-Fi 7/6, Multi-Gig, PoE+, and L2/L3 Switching to Deliver a Complete Solution
- ✓ VLAN Segmentation to Separate Each Sub-Network to Improve Data Security
- ✓ Real-Time Monitoring and Efficient Troubleshooting and Networking via Ping, SSH, and Traceroute Tools
- ✓ Seamless Wi-Fi with Authentication Roaming Keeps Guests Connected
- ✓ Secure Networking with WPA3, Multi-level Isolation (Network / Port / Client) and Built-in IPS/IDS
- ✓ Works with IP PBX for Easy IP Phone Deployment and Management; Supports Analog Phones with FXS Port
- ✓ The Centralized Remote Management Platform Works for Single Locations or Chain Hotels
- ✓ Robust Cloud SDN Network Supports Future Network Expansion and Scaling

### Ideal Solution for Hotel MSPs and SIs

- ✓ Cloud Management and Remote Troubleshooting  
No requirements for on-site IT maintenance, saving manpower and costs for MSP/SI operation
- ✓ Easy Deployment with ZTP (Zero-Touch Provisioning)  
No IT expertise required for on-site installation; simple and efficient deployment reduces costs
- ✓ MSP Mode for Multi-Customer & Multi-Office Management  
A simplified centralized management experience with reduced complexity
- ✓ Reliable Hotel Solution with Competitive Cost  
Competitive product costs with integrated manufacturing and supply chain

## Typical Solution Topology and Product Recommendations for Hotels



Product	Model	Hotel Room Size / Device Location	Product Highlights
Controller	OC300 / OC400	Hotel: < 100 rooms	Hardware Controller with No Monthly Fee
	Cloud-Based Controller	Hotel: 100 ~ 300 rooms	Cloud-Based Controller Supports Large-Scale Hotels with More Features
Gateway	ER7412-M2	Hotel: < 100 rooms	Multi-WAN VPN Gateway with Dual 2.5G Ports
	ER8411	Hotel: 100 ~ 300 rooms	Multi-WAN VPN Gateway with Two 10GE SFP+ Ports
Switch	SX3016F	Hotel: various sizes	Aggregation Layer Switch, 16-Port 10GE SFP+ L2+ Managed Switch
	SG3452XMPP	Hotel: various sizes	48-Port Gigabit and 4-Port 10GE SFP+ L2+ Managed Switch with 40-Port PoE+ & 8-Port PoE++
	SG3428XPP-M2	Hotel: various sizes	24-Port 2.5GBASE-T and 4-Port 10GE SFP+ L2+ Managed Switch with 16-Port PoE+ & 8-Port PoE++
	SG3452X	Hotel: various sizes	48-Port Gigabit and 4-Port 10GE SFP+ L2+ Managed Switch
	SG2210MP (Optional)	Hotel: various sizes	10-Port Gigabit Smart Switch with 8-Port PoE+
Access Point	EAP772	Hotel indoor spaces and rooms	BE11000 (US version) / BE9300 (EU version) Ceiling Mount Tri-Band Wi-Fi 7 Access Point for the Latest Wi-Fi Performance
	EAP673 (Optional)	Hotel indoor spaces and rooms	AX5400 Ceiling Mount Wi-Fi 6 Access Point
	EAP725-Wall	Hotel rooms	BE5000 (US version) / BE3600 (EU version) Wall Plate Wi-Fi 7 Access Point
	EAP772-Outdoor	Hotel outdoor spaces	Tri-Band Omnidirectional BE11000 (US version) / BE9300 (EU version) Indoor/Outdoor Wi-Fi 7 Access Point



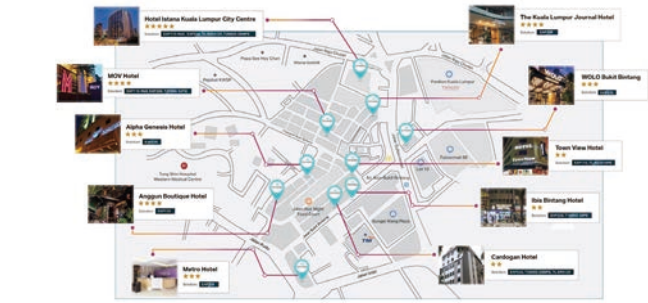
Typical Cases

Hotels in Bukit Bintang

**Name:** Hotels in Bukit Bintang  
**Location:** Kuala Lumpur, Malaysia  
**Products:** 1021× APs, 46× Switches, 3× Routers

**Benefits**  
Omada solutions deliver reliable Wi-Fi, enhancing the hospitality experience at Bukit Bintang, with customers expressing high satisfaction with the outcomes.

**Testimonials**  
"The Omada Solution has empowered my business. Customers from all over the world can now enjoy the free Wi-Fi, and I have had no complaints since upgrading."  
—Kenneth, owner of Anggun Boutique Hotel.



"We chose the TP-Link Omada solution for its extreme cost-efficiency and high stability. The whole solution simplified my work so much and increased our guests' overall experience."  
—Chris, IT Manager of 5-star Hotel Istana

Sailor's Beach Club

**Name:** Sailor's Beach Club (5-Star Hotel)  
**Capacity:** 336 Rooms  
**Location:** Turkey  
**Products:** 373× APs, 17× Switches

**Benefits**  
Sailor's Beach Club is highly satisfied with the Omada system, which has delivered the reliable network performance they required. Essential networking needs, including primary and secondary backbone connectivity, seamless guest access, and franchise Wi-Fi services, are now effortlessly met.



Dream World Palace

**Name:** Dream World Palace (5-Star Hotel)  
**Capacity:** 600 Rooms  
**Location:** Turkey  
**Products:** 300× Omada Wall Plate APs, 25× Omada Ceiling Mount APs, 20× Omada Outdoor APs, 16× Omada Switches, 22× Omada SFP Modules

**Benefits**  
The Dream World Palace has expressed intense satisfaction with their implemented solution. The Omada ecosystem provided the reliable network performance that the hotel needed. Classic networking demands have been met and can now be considered as standard at the Dream Palace, including: Primary and Secondary Backbone Systems' Connectivity, Corporate Network, Standard and On-Demand Guest Network, WiFITTR Services, and CCTV IP Cameras.



Omada Wi-Fi Network Solution in 3 State-of-the-Art Hotels of the Epic Hotel Group

**Name:** Pelagos Suites Hotel & Spa  
**Capacity:** 202 Suites and 5 Villas  
**Location:** Greece  
**Products:** 120× Omada Wall Plate APs, 8× Omada Ceiling Mount APs, 10× Omada Outdoor APs, 19× Omada Switches, 1× Omada Hardware Controller

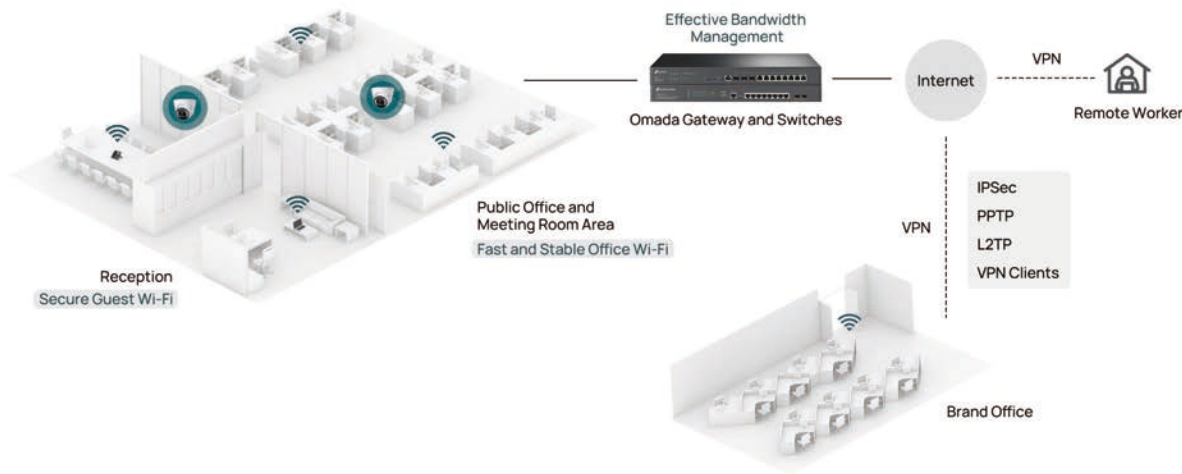
**Testimonials**  
"In the Epic hotel group high quality Wi-Fi networks is of vital importance for our guests. We were looking for a vendor to meet our criteria and implement next generation networks, ensuring the consistency of our guest's experience of Internet access, content and speed. TP-Link team and Datalab were very efficient in the design, installation and operation of the overall solution in our hotels. As a result, we have great systems in place that contribute to a remarkable customer experience."  
— Mr. Petros Kefalianos (General Manager)



Omada Networking Solution for Small to Mid-Size Offices



Omada's Software-Defined Networking (SDN) solution is designed for the specific needs of small to mid-sized offices. With a focus on simplicity, security, and stability, Omada streamlines network management and ensures reliable, high-quality connectivity. From staff and guest Wi-Fi to VoIP and CCTV, Omada's comprehensive network solutions support all key office functions seamlessly.



What Omada Brings to Office Networking

Reliable Office / Guest Wi-Fi in Every Corner

- ✓ Seamless Roaming  
Uninterrupted streaming when walking around
- ✓ Secure Guest Wi-Fi  
Enable VLAN-isolated guest Wi-Fi with a single click
- ✓ One-Click WLAN Optimization  
Reduced interference with automatic channel selection and power adjustment

Unified Auto Provisioning for IP Phones

Seamlessly integrate IP phones into a Voice VLAN with automatic configuration

- ✓ LLDP and LLDP-MED  
Reduced interference with automatic channel selection and power adjustment
- ✓ Voice VLAN and QoS  
Auto-adds IP phones to the dedicated VLAN to separate and prioritize voice data
- ✓ DHCP Option 66/150  
Auto-adds IP phones to the dedicated VLAN to separate voice data

Enhanced IP Camera Security, Stability, and Efficiency

Utilize these Omada switch features to boost CCTV network security and reliability

- ✓ Access Control List (ACL) and Port Isolation  
Auto-adds IP phones to the dedicated VLAN to separate voice data
- ✓ 820ft (250m) PoE Transmission  
Software-controlled Extend Mode of Omada PoE switches
- ✓ Assured Stable Video Quality  
Software-controlled Extend Mode of Omada PoE switches

Reliable WAN Connections, VPN, and Employee Behavior Management

- ✓ 4G and Multi-WAN Backup and Load Balancing

Higher reliability and efficiency
- ✓ Enterprise VPN

SSL/WireGuard/GRE/IPSec/PPTP/L2TP VPN & OpenVPN
- ✓ Employee Internet Access Management

Content/URL filtering and DPI for application identification

Bandwidth Management and DHCP Reservation in Office Networks

- ✓ Effective Bandwidth Management

Flexible flow control strategy
- ✓ DHCP Reservation

Avoid reconfiguration even after reboots

Additional Features for Medium or Large Offices

- ✓ High-Availability L3 Switch & Stacking

Flexible flow control strategy
- ✓ Flexible Flow Control Strategy

Secure network access to authorized users with 802.1X/Radius/ LDAP etc.
- ✓ Spanning Tree Protocol (STP)

Prevents network loops for higher reliability

Management Convenience for SIs / MSPs

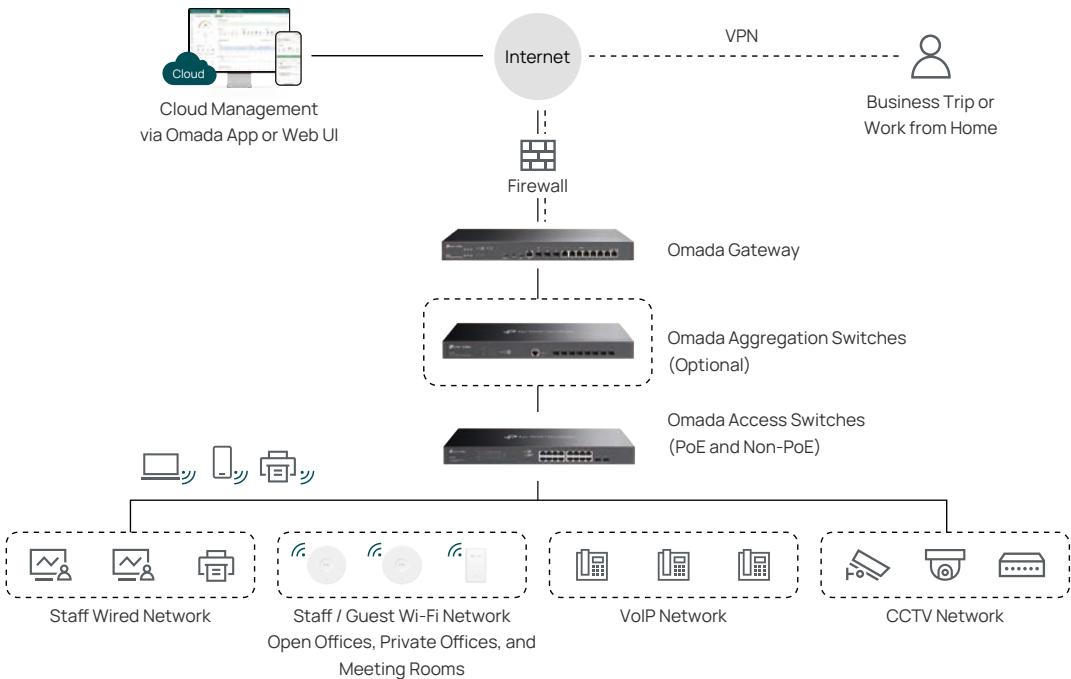
- ✓ SD-WAN

One-click multi-site VPN setup and easier maintenance
- ✓ Easy Setup with ZTP (Zero-Touch Provisioning)

No IT expertise required for on-site installation
- ✓ Cloud Management and Remote Troubleshooting

No requirements for on-site IT maintenance, essential for offices lacking dedicated IT staff
- ✓ MSP Mode for Multi-Customer and Multi-Office Management

Typical Solution Topology and Product Recommendations



Small and Micro Offices (< 20 Employees)

Product	Model	Quantity	Role	Features
Controllers	OC200	1	Manage gateways, switches, and APs	Hardware Controller without running PCs; Manage up to 130 Omada devices; Free cloud access
Gateways	ER7206	1	Gateway	5× GE RJ45 ports; 1× GE SFP slot; Load Balancing on up to 5× WAN ports; VPN
Switches	SG3428MP	1	Connect APs, IP phones, and cameras	24× GE PoE+ RJ45 ports; 4× GE SFP ports; 384W PoE budget
	SG3428	1	Connect PCs and printers	24× GE RJ45 ports; 4× GE SFP ports
Ceiling Mount APs	EAP653	2-3	Wi-Fi for public offices and meeting rooms	Up to 3.0 Gbps Wi-Fi 6 speed; 4× spatial streams; 1× Gigabit PoE+ port; Mesh; Seamless roaming; 1500 ft² (140m²) Wi-Fi coverage


Small Offices (20–100 Employees)

Product	Model	Quantity	Role	Features
Controllers	OC300	1	Manage gateways, switches, and APs	Hardware Controller without running PCs; Manage up to 700 Omada devices; Free cloud access
Gateways	ER8411	1	Gateway	2× 10GE SFP+, 1× GE SFP; 8× GE RJ45 ports; Load Balancing on up to 10× WAN ports; VPN
Switches	SX3008F	1	Aggregation switch	8× 10G SFP+ slots, ERPS
	SG3210XHP-M2	1-2	Connect APs	8× 2.5G PoE+ RJ45 ports; 2× 10G SFP+ ports; 240W PoE budget
	SG3452XP	1-2	Connect IP phones and cameras	48× GE PoE+ RJ45 ports; 4× 10G SFP slots; 500W PoE budget
	SG3452X	1-2	Connect PCs and printers	48× GE RJ45 ports; 4× 10G SFP slots
Ceiling Mount APs	EAP772	4-10	Wi-Fi for public offices, private offices, and meeting rooms	Wi-Fi 7 tri-band; Up to 11.0 Gbps Wi-Fi speed (US version); 1× 2.5G PoE+ port; Bluetooth; Mesh; Seamless roaming; 1500 ft² (140 m²) Wi-Fi coverage
Wall Plate APs	EAP725-Wall	1-4	Wi-Fi for private offices	Wi-Fi 7; Up to 5.0 Gbps Wi-Fi speed (US version); 2× 2.5G ports (one supporting PoE pass-through) and 2× GE ports

Mid-size Offices (100-300 Employees)


Product	Model	Role	Features
Controllers	OC400	Manage gateways, switches, and APs	Hardware Controller without running PCs; Manage up to 1,300 Omada devices; Free cloud access
Gateways	ER8411	Gateway	2× 10GE SFP+, 1× GE SFP, 8× GE RJ45 ports; Load Balancing on up to 10× WAN ports; VPN
Switches	SX3000 series	Aggregation switch	Full 10G SFP+ slots
	SX3000 PoE series	Connect ceiling mount APs	Full 10G PoE++ ports
	SG3000 PoE series	Connect IP cameras and phones, and wall plate APs	Gigabit or 2.5G PoE+ or PoE++ ports with 10G uplink
	SG3000 series	Connect PCs and printers	Gigabit or 2.5G ports with 10G uplink
Ceiling Mount APs	EAP787	Wi-Fi for public offices and meeting rooms	Wi-Fi 7 tri-band; Up to 15.1 Gbps Wi-Fi speed (US version); 1× 10G PoE+ port
Wall Plate APs	EAP725-Wall	Wi-Fi for private offices	Wi-Fi 7; Up to 5.0 Gbps Wi-Fi speed (US version); 2× 2.5G ports (one supporting PoE pass-through) and 2× GE ports

Key Products for Larger Offices(300+ Employees)




**Omada Campus Switch SX6632YF**

• 26-Port 10G Stackable L3 Managed Aggregation Switch with 6× 25G Slots




**Omada Campus PoE Switch SG6654XHP**

• 48-Port Gigabit Stackable L3 Managed PoE+ Switch with 6× 10G Slots



**Omada Wi-Fi 7 Access Points EAP773**

• BE1000 Ceiling Mount Wi-Fi 7 Access Point



**Omada Wi-Fi 7 Access Points EAP725-Wall**

• BE5000 Wall Plate Wi-Fi 7 Access Point

Cases



Omada Delivers Reliable Wi-Fi 6 Connectivity for 2000 Sq. Ft. Workspace in M2 Animation

"From the initial site survey to pre-planning visits and the actual installation of the entire wireless setup, the Omada team and their SolutionX Partner Sejutronics team exceeded our expectations. We are delighted with the after-sales service and support provided by the team, and we look forward to their continued availability in the future."

- Mr. Kayash, Networking Consultant for M2 Animation Studio



Omada Delivers Reliable Wi-Fi Connectivity for 12 Million Sq. Ft. Industrial Estate in Pinthong Industrial Estate of Thailand

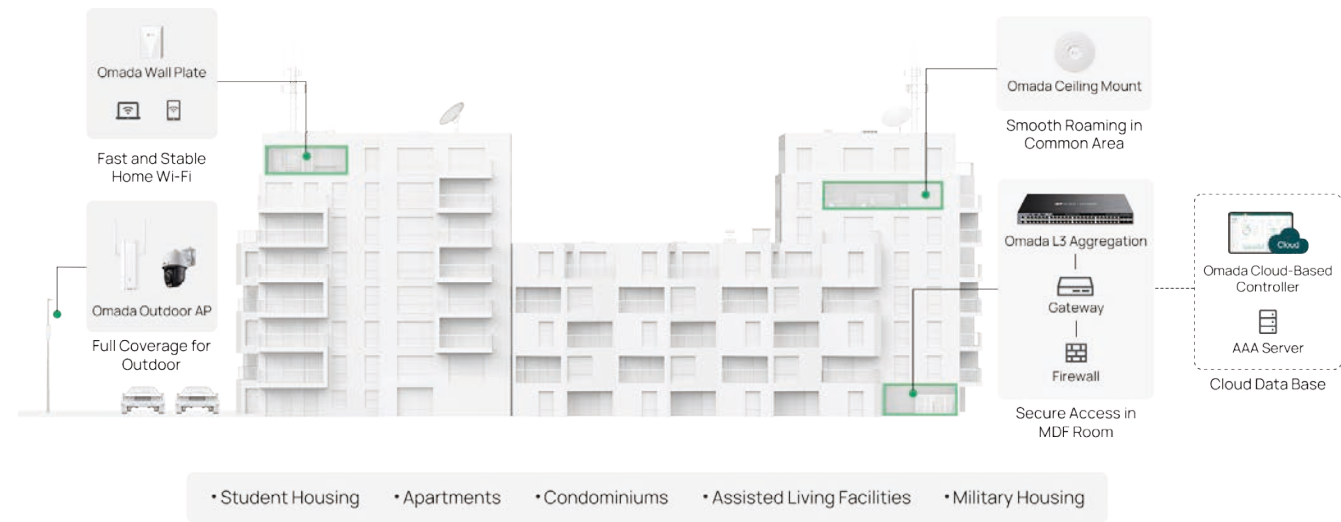


Omada Offers TV Skyline Reliable Data Transfers and Failure Safety for Live Broadcasting



# Omada Networking Solutions for Multi-Dwelling Units (MDUs)

Omada solutions shape a more connected and secure multi-family and student housing future.



## What Does Omada Bring to Multi-Dwelling Units (MDUs)?

Private Pre-Shared Key (PPSK) and Dynamic VLAN Bring Business-Grade Security and Flexibility

- ✓ One Segmented Secure Wi-Fi Network for Entire Complexes Streamlines Mangement
- ✓ Unique Passwords and VLANs for Each Unit Ensure Simplified Authentication and Segregated Data
- ✓ Up to 4,000 PPSKs with External RADIUS Server Integration for Larger MDUs
- ✓ Host the PPSKs on Omada Controllers in Smaller MDUs for Cutting OPEX Costs
- ✓ Omada Solutions Support AAA Servers for New Revenue Streams
- ✓ Tenants Self-Onboarding via Customizable Captive Portal with Multiple Auth Methods

Remote Centralized Management Frees Up IT Resources

- ✓ Cloud-Based Centralized Management Through a Unified Visual Platform for Network Oversight and Efficient Control
- ✓ Managed Service Provider (MSP) Mode & Multi-Tenant Privilege Assignment  
Caters to the management needs of buildings of all sizes with flexible permission assignment.
- ✓ EoGRE (Ethernet over GRE)  
Remotely and uniformly manage multiple tenant devices on the cloud through various tunnels.

Efficient Operations and Maintenance Enhance Service Quality

- ✓ Intelligent Abnormal Detection  
Diagnoses and monitors wireless occupation, interference, client health, and port peaks in real time.
- ✓ Integrated Debug Tools  
SSH, packet capture, network diagnostic, and audit logs for timely debugging.
- ✓ Real-Time Monitoring Dashboard  
Displays real-time metrics including channel utilization, client RSSI and SNR, PoE power, and more.

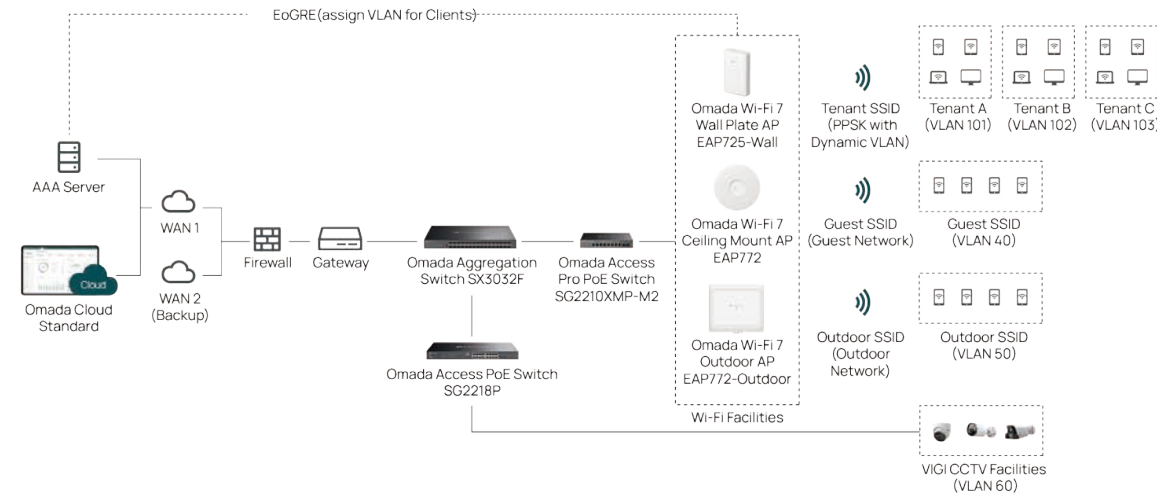
Easy Deployment Saves Time and Cuts Costs

- ✓ Easy Setup with ZTP (Zero-Touch Provisioning), No On-Site IT Expertise Needed
- ✓ Batch Configuration Liberates IT Staff with Bulk Device Setup and Remote Firmware Updates
- ✓ Scenario-Based Access Points for All Building Structures: Ceiling Mount, Outdoor, and Wall Plate

Seamless Home-Like Network Brings Higher Resident Satisfaction Scores

- ✓ Wi-Fi 7 Technology  
Property-wide indoor/outdoor Mesh Wi-Fi 7 coverage with Seamless Roaming
- ✓ One-Click WLAN Optimization  
Reduced interference with automatic channel selection and power adjustment.
- ✓ Compact Switches for Installation in Cabinets and Fanless Design for Quiet Operation
- ✓ Bandwidth Management with QoS (Quality of Service) for Better Network Experience
- ✓ Various Multicast Management Features Include IGMP snooping, MLD snooping, IPV4/IPV6 multicast monitoring and filtering, and MVR
- ✓ Full Network Protection with ACL, URL Filtering, Application Control, Attack Defense, and IDS/IPS

## Typical Solution Topology and Product Recommendations



Product	Model	Role	Features
Controller	OC400	Manage gateway, switch, and AP	Hardware controller without running PCs; Manage up to 1,300 Omada devices; Free cloud access
	Software Controller (Optional)		Hardware controller without running PCs; Manage up to 1,300 Omada devices; Free cloud access
Access Switch in IDF Room	SG2210XMP-M2	Access switch in the intermediate distribution frame (IDF)	8× 2.5G PoE+ ports; 2× 10G SFP+ slots; 160W total PoE budget; Fanless design for quite operation
	SG2218P		16× Gigabit PoE+ ports; 2× Gigabit SFP slots; 150W total PoE budget; Fanless design for quite operation
Aggregation Switch in MDF Room	SX3016F	L2+ managed aggregation switch in the main distribution frame (MDF)	16× 10 Gbps SFP+ slots; 320 Gbps switching capacity; ERPS
Access Point	EAP725-Wall	Wi-Fi for rooms/units	Wi-Fi 7; Up to 5.0 Gbps (US version) / 3.6 Gbps (EU version) Wi-Fi speed; 2× 2.5G ports (one supporting PoE pass-through) and 2× GE ports
	EAP723	Wi-Fi for indoor common areas and corridors	Wi-Fi 7; Up to 5.0 Gbps (US version) / 3.6 Gbps (EU version) Wi-Fi speed; 1× 2.5G PoE+ port
	EAP772-Outdoor	Wi-Fi for outdoor public areas	Wi-Fi 7 tri-band; Up to 10.8 Gbps (US version) / 9.3 Gbps (EU version) Wi-Fi speed; 1× 2.5G PoE+ port

## Cases



### Omada Helps Streamline MSP Operations for over 14,000 Condos and Indoor/Outdoor Common Areas

"We had been managing our 14,000 APs with various provisioning and management systems. Now that we're using one controller for those functions. Our operations team is much happier — it streamlined the way they work."

—Luis Santos, vice president of engineering at IPacket Networks



Omada Delivers a Wi-Fi Solution for 200,000 Container Homes in Turkey



Omada's Wi-Fi 6 Solution Transforms Student Wi-Fi Across 500+ Dormitories in the United States



Omada Builds Wall-to-Wall Wi-Fi for Over 400 Rooms in Thailand

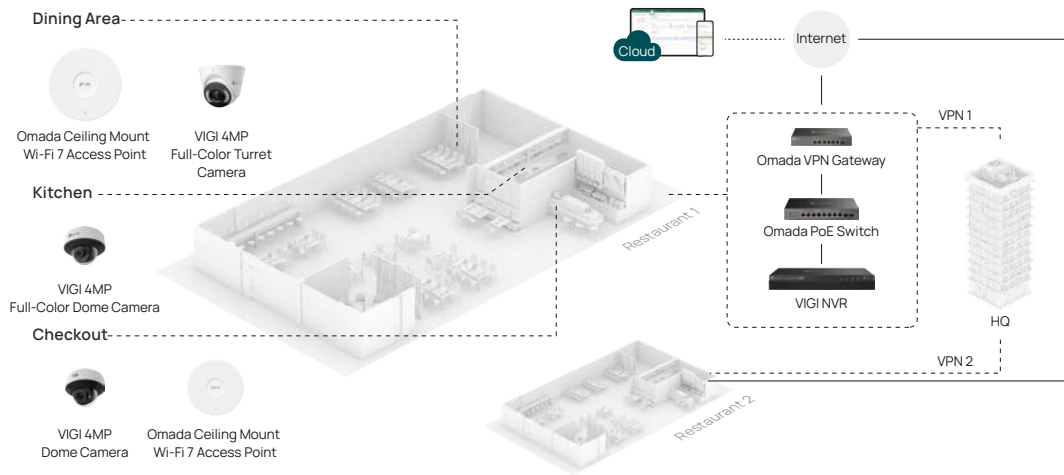


Omada Delivers Full-Covered Wi-Fi to Over 400 Rooms in Brazil

# Omada Networking Solution for Restaurants/ Stores



Streamline your operations with Omada's cloud-based solution, enabling remote and multi-location management while minimizing transaction delays, disruptions, and security risks.



## What Does Omada Bring to Restaurant/Store Networking?

### Uninterrupted POS System Empowers In-Restaurant/Store Revenue Growth

- ✓ **Omada 4G Gateways for Automatic 4G Access and Multi-WAN Gateways for Load Balancing and Failover in Network Downtime**
- ✓ **Alerts and Webhooks Ensure Owners Quickly Identify and Address Transaction Failures in Real Time**
- ✓ **Rate Limit and QoS Prioritize Payment Services to Prevent Non-Core Wireless Devices from Taking up too Much Traffic**

### Seamless WiFi Connectivity Across the Entire Property

- ✓ **WiFi 7 & 6 Access Points**  
Mesh, seamless roaming, MLO, 6 GHz, MU-MIMO, OFDMA, and more, enhance efficiency
- ✓ **Seamless Roaming for Uninterrupted Connectivity While Walking Around In-Store to Charge via the POS Terminal**
- ✓ **Custom Captive Portal**  
Boost security with user authentication while promoting your restaurants and stores

### Secure Data Transmission, Segmentation, and Compliance for a Reliable Customer Experience

- ✓ **VPNs for Secure Payment and Surveillance Data Transmission Between Branches and HQs**  
SSL, IPSec, PPTP, L2TP, OpenVPN, WireGuard, and L2TP over IPSec VPN
- ✓ **Wildcard FQDN ACL Ensures POS Systems Connect Only to Authorized Domains, While VLAN Offers Added Protection**
- ✓ **Omada Complies With PCI DSS to Protect Payment Card Data and Prevent Data Breaches and Fraud**

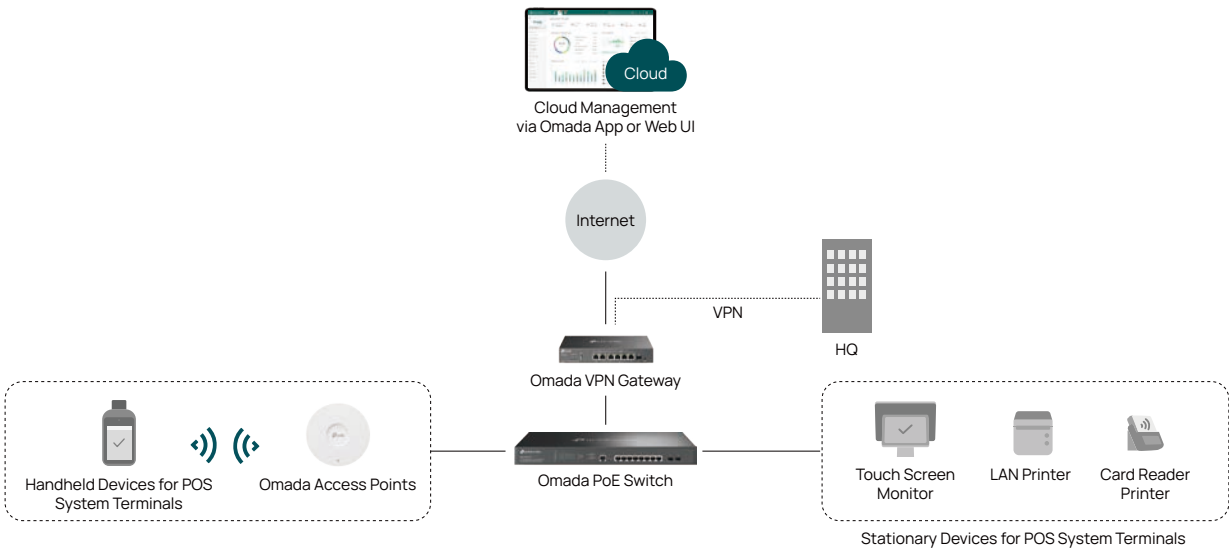
### Compatible and Scalable Networking for Growing Businesses

- ✓ **Open API Facilitates Seamless**  
Integration with third-party applications such as inventory and POS systems
- ✓ **PoE Switches for Surveillance**  
Ensure easy network expansion without major infrastructure changes
- ✓ **Full-Stack Solution for Your Budget**  
Omada offers high-quality end-to-end solutions that remain budget-friendly

### Management Convenience for SIs/MSPs

- ✓ **SD-WAN**  
One-click multi-site VPN setup and easier maintenance
- ✓ **MSP Mode for Multi-Store Management**  
Easily set up a controller, assign a "customer" for each brand, and designate a "site" for every branch to match your business structure
- ✓ **Centralized, Remote Operation & Management**  
No requirements for on-site IT maintenance, essential for stores lacking dedicated IT staff
- ✓ **Copy Sites and Templates for Fast, Scalable Expansion**  
Simplify network deployment in new locations and seamlessly support your growing business needs

## Typical Solution Topology and Product Recommendations



### Stores with an area of less than 323 ft² (30 m²)

Product	Model	Role	Features
Controller	Omada Cloud Standard	Manages gateways, switches, and APs	Cloud-Based Controller without any hardware investment; Unlimited Managed Devices; ZTP; Omada App
	OC200 (Optional)		Hardware Controller without running PCs; Manage up to 130 Omada devices; Free cloud access
Gateway	ER605	Gateway	5× Gigabit RJ45 ports; 1× USB 2.0; Load Balancing on up to 3× WAN ports; VPN
Switch	SG2008P	Connects APs, IP phones, and cameras	8× Gigabit RJ45 Ports (Ports 1–4 Support 802.3at/af PoE+); 62W PoE budget
	SG2210P (Optional)		8× Gigabit PoE+ RJ45 ports; 2× Gigabit SFP slots; 61W PoE budget
Access Point	EAP613	Wi-Fi for POS terminals and public Wi-Fi of restaurants/stores	Up to 1.8 Gbps Wi-Fi 6 speed; 4× spatial streams; 1× Gigabit PoE+ port; Mesh; Seamless roaming; 1250 ft² (115m²) Wi-Fi coverage

### Stores with an area between 323 ft² (30 m²) and 861 ft² (80 m²)

Product	Model	Role	Features
Controller	OC300 (Optional)	Manages gateways, switches, and APs	Hardware Controller without running PCs; Manage up to 700 Omada devices; Free cloud access
	Omada Cloud Standard		Cloud-Based Controller without any hardware investment; Unlimited managed devices; ZTP; Omada app
Gateway	ER7206	Gateway	5× Gigabit RJ45 ports; 1× Gigabit SFP slot; 1× USB 3.0; Load Balancing on up to 5× WAN ports; VPN
Switch	SG2428P	Connects More APs, IP phones, and cameras	24× Gigabit PoE+ RJ45 ports; 4× Gigabit SFP slots; 250W PoE budget
Access Point	EAP653	Wi-Fi for More POS terminals and Larger stores	Up to 3.0 Gbps Wi-Fi 6 speed; 4× spatial streams; 1× Gigabit PoE+ port; Mesh; Seamless roaming; 1500 ft² (140m²) Wi-Fi coverage



Stores with an area over 861 ft² (80 m²)



Omada 2.5G Access PoE Switch  
SG3428XPP-M2

- Omada 24-Port 2.5GBASE-T and 4-Port 10GE SFP+ L2+ Managed Switch with 16-Port PoE+ & 8-Port PoE++



Omada VPN Gateway  
ER8411

- VPN Gateway with 10G Ports



Omada Wi-Fi 7 Access Point  
EAP772

- BE11000 (US version) / BE9300 (EU version) Ceiling Mount Tri-Band Wi-Fi 7 Access Point

Cases



Omada Boosts Efficiency for Intertoys with 220 Toy Stores in the Netherlands

"We already knew that innovation was necessary, and it's reassuring to have confirmation that we made the right choice in terms of the party and product, at the right price."

—Gejo van der Kaaden , IT Manager of Intertoys



Omada's POS Solution Powers 400+ Texas Roadhouse Locations in USA



Omada Powers Free Wi-Fi for Sim Lim Square's 10,000+ Visitors in Singapore




Omada Enhances TSUI WAH's Network with a New POS Solution

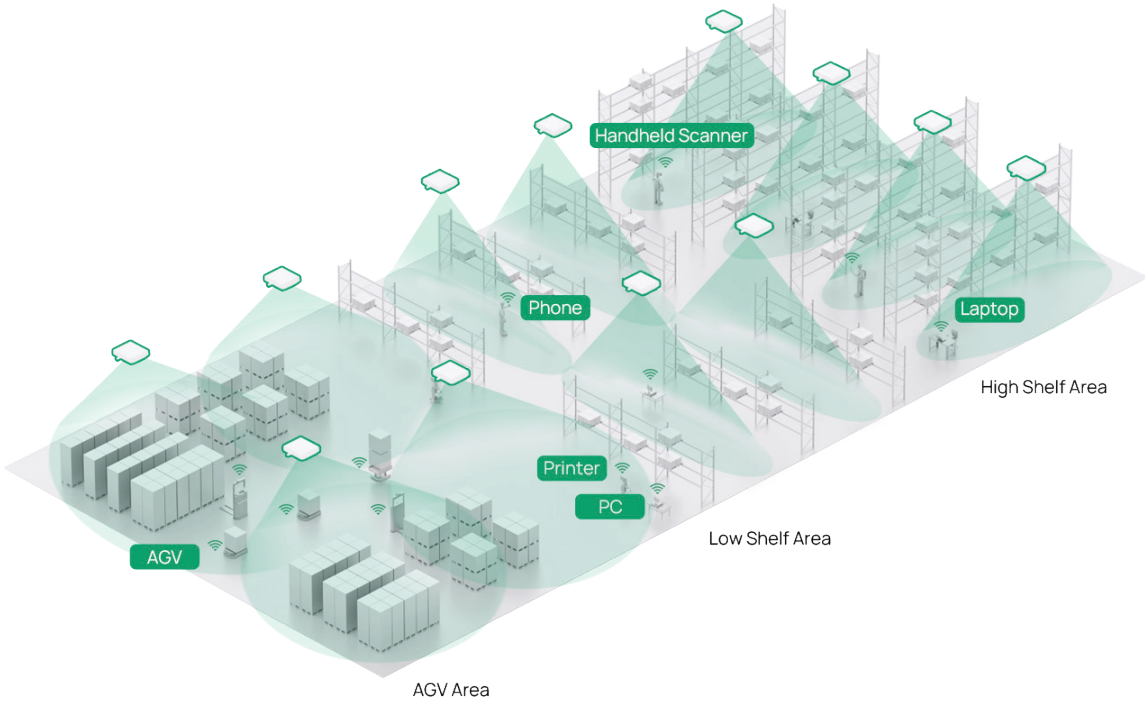


Omada Delivers Seamless Wi-Fi to Tang Palace's 600+ Customers in Dubai

Omada Business Wi-Fi for Warehouses



A reliable, high-performance Wi-Fi network in a warehouse is essential for the functioning of business terminals (handheld scanners, tablets, etc.) to communicate with software such as Enterprise Resource Planning (ERP) and Warehouse Management Systems (WMS). Automated guided vehicles (AGVs) and IoT devices also rely heavily on seamless and stable Wi-Fi. However, several challenges make warehouses complex environments for Wi-Fi: vast spaces, numerous obstacles, fluctuating user densities, and ever-changing inventory layouts. Omada business Wi-Fi, an important part of the Omada Software-Defined Networking (SDN) solution, offers one-stop access to high-quality services and high-performance products, ideal for deploying high-quality Wi-Fi in warehouses.



- ✓ Directional Antennas
- ✓ Good Signal Strength in All Areas
- ✓ Automatic WLAN Optimization
- ✓ 802.11k/v/r Seamless Roaming
- ✓ VLAN
- ✓ Open API

What Omada Brings to Warehouse Networking

Full Wi-Fi Coverage for Shelf Areas with Directional Access Points

Challenges

- The warehouse has a high ceiling, and regular APs lack sufficient signal strength and have limited coverage.
- Shelves and goods create significant signal obstructions, severely impacting wireless coverage.

Solutions

- Good signal strength in all areas are covered by directional access points.

- ✓ Directional Antenna Design
- ✓ Increased Antenna Gain
- ✓ Wi-Fi Heatmap Simulates Coverage to Simplify Network Planning

Reduced Signal Interference Between APs with Automatic WLAN Optimization

- ✓ Automatic Channel Selection
- ✓ Automatic Transmission Power Adjustment
- ✓ Automatic Bandwidth Allocation

Seamless Roaming Ensures Uninterrupted Connectivity for AGVs and Handheld Scanners

- ✓ 802.11k/v/r Fast Roaming
- ✓ Wi-Fi 6 with Ultra-Low Latency
- ✓ Roaming Algorithm Optimization

High-Security Networking Protects Inventory, Management Data, and AGV Operations

- ✓ The Latest WPA3 Wi-Fi Encryption
- ✓ VLAN to Separate Devices and Business Networks
- ✓ WIDS/WIPS and IDS/IPS to Prevent Malicious Attacks

Optional Integration with Warehouse Management Systems (WMS) via Open API

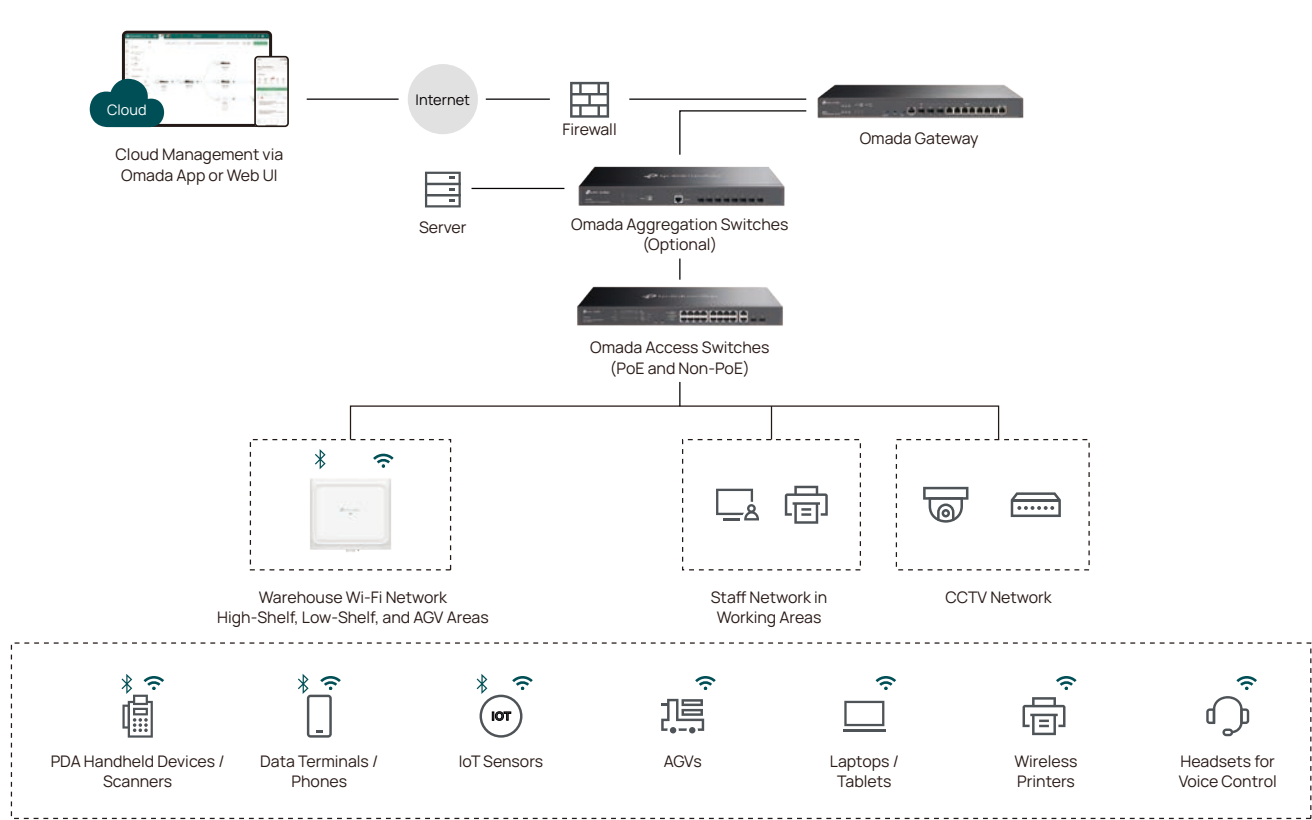
Provides stable and secure network connectivity to boost warehouse collaboration and management.



Prolongs the Battery Life of Mobile and IoT Devices via TWT Technology

Easy O&M for SIs / MSPs

- ✓ Easy Setup with ZTP (Zero-Touch Provisioning)  
  
No IT expertise required for on-site installation
- ✓ Cloud Management and Remote Troubleshooting  
  
No requirements for on-site IT maintenance, essential for warehouses lacking dedicated IT staff
- ✓ MSP Mode for Multi-Customer and Multi-Warehouse Management

Typical Solution Topology and Product Recommendations



	Omada Warehouse Wi-Fi Solution	
	AP with Internal Directional Antennas	
Product Images		
Models	EAP650 D120-Outdoor	EAP650 D30-Outdoor
Wi-Fi Class	AX3000 Wi-Fi 6	AX3000 Wi-Fi 6
Spatial Streams	4	4
Max Concurrent Clients	250+	250+
Ethernet Ports	1× Gigabit	1× Gigabit
Antenna Beamwidth	120°	30°
Bluetooth	Bluetooth 5.2	Bluetooth 5.2
Weatherproof	IP68	IP68
Operating Temperature	-30~70°C	-30~70°C



Omada Gigabit VPN Gateway ER7206

- 5× Gigabit RJ45 ports; 1× Gigabit SFP slot; Load Balancing on up to 5× WAN ports; VPN



Omada L2+ Switch SG3452


- 48× Gigabit RJ45 Ports, 4× Gigabit SFP Slots, ERPS, VLAN



Omada L2+ PoE Switch SG3452P

- 48× Gigabit PoE+ Ports, 4× Gigabit SFP Slots, 384W Total PoE Budget, ERPS, VLAN

Cases



Omada Offers [Seamless Wi-Fi Coverage](#) for Exhibo S.p.A. Warehouse and Office

"We turned to Irbema who works with the TP-Link solution, making it possible to achieve total coverage of the warehouse area and above all to solve the problems of disconnection of our terminals which no longer occurs and allow the warehouse workers to operate continuously with great efficiency."

— Davide Frigo, Operation, IT & Quality Manager of Exhibo S.p.A.



Full Wi-Fi Coverage in the Warehouse of Duologica Srl, an Italian Logistics and Distribution Company



Full Wi-Fi Coverage for the Warehouses and Offices of the Autotrasporti Barbieri



# 03 Omada Solutions by Technology

- Wi-Fi 7
- PoE Switches and Free Cloud for Surveillance
- Long-Range PtMP & PtP Bridges for Surveillance
- Outdoor 4G Wi-Fi Solution for Remote Locations
- Outdoor Wi-Fi and Outdoor PoE Switches
- 10G/2.5G Multi-Gigabit Solution
- GPON Solution
- High-Density Wi-Fi
- L3 Switching with 25G Connectivity
- Industrial Switches

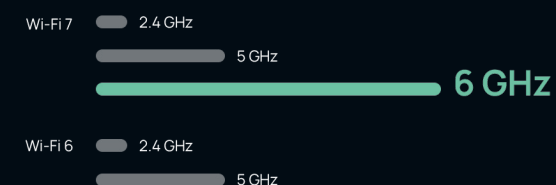


## Wi-Fi 7

Breaking Boundaries for Your Business

- 2.4× Faster than Wi-Fi 6\***  
Experience ultra-fast connections for all kinds of business
- Ultra-Low Latency**  
Enjoy crystal-clear video meetings with reduced latency
- Higher Device Capacity**  
Handles high-density environments
- 10G/2.5G Multi-Gig Ports**  
All APs feature 10G/2.5G ports for Wi-Fi 7's full potential

### Omada Wi-Fi 7 Technology: A Significant Upgrade from Wi-Fi 6



#### Faster and Higher Capacity with the New 6 GHz Band

The new 6 GHz band offers a larger spectrum and cleaner channels compared to traditional bands, delivering higher capacity, faster connectivity, and less interference.

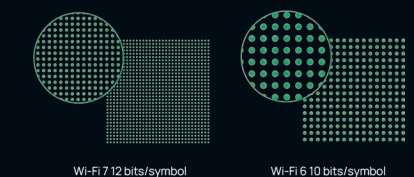
#### 3× More Reliable and Higher Throughput with MLO

Wi-Fi 6 devices primarily rely on a single link for data transmission. Wi-Fi 7, however, introduces Multi-Link Operation (MLO), enabling simultaneous use of multiple links for higher throughput, lower latency, and improved reliability.



#### 2× More Bandwidth with 320 MHz

With ultra-wide 320 MHz channels, Wi-Fi 7 doubles the bandwidth of Wi-Fi 6's 160 MHz and the number of subcarriers for dramatically higher data transfer rates.



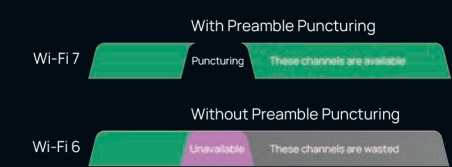
#### 20% More Data Transmission with 4K-QAM

4096-QAM enables each symbol to carry 12 bits instead of 10, increasing theoretical transmission rates by 20% compared to Wi-Fi 6's 1024-QAM. This higher transmission rate boosts data throughput, offering enhanced speeds and improved network reliability.



#### Reduced Latency with Multi-RU

Wi-Fi 6 restricts each user to a single resource unit (RU), limiting spectrum flexibility. Wi-Fi 7 overcomes this limitation by allowing multiple RUs to be allocated to a single user and enabling RU aggregation, improving data throughput and spectral efficiency.



#### More Efficiency Under Interference with Preamble Puncturing

Preamble Puncturing identifies and excludes interference-affected subcarriers, reducing spectral waste and boosting efficiency in challenging wireless conditions.




Scenario-Based Design for Indoor and Outdoor Environments

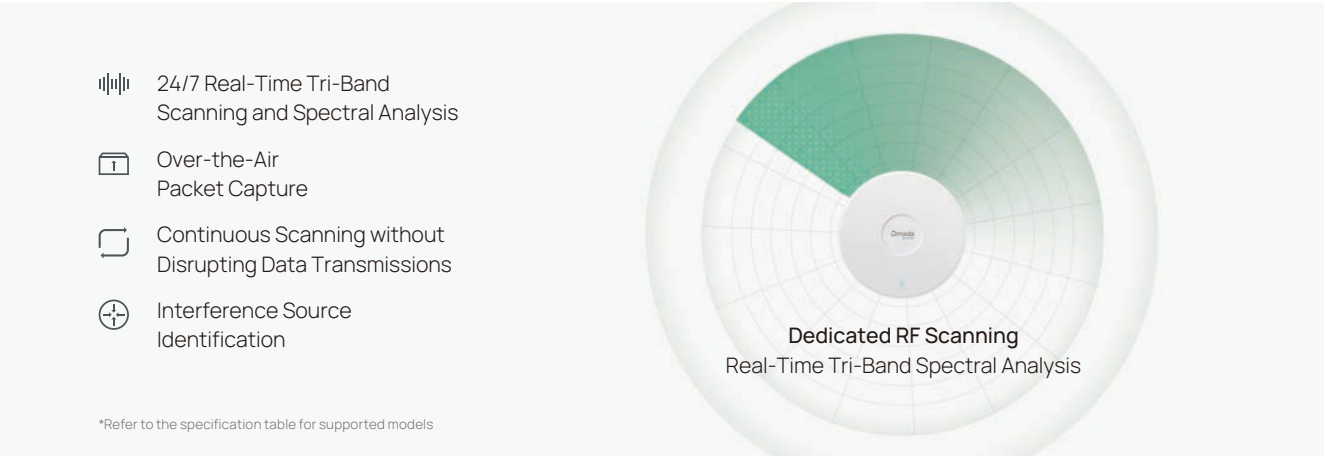


10G or 2.5G Multi-Gigabit Ports Across the Entire Wi-Fi 7 Lineup

Omada Wi-Fi 7 Access Points, available in Ceiling Mount, Wall-Plate, and Outdoor models, feature 10G or 2.5G Multi-Gigabit ports, delivering the full power of Wi-Fi 7 with exceptional performance and ultra-low latency.



Dedicated RF Scanning Enhances Performance and Simplifies Maintenance



Tri-Band Omnidirectional Coverage, 6 GHz Unlocked by AFC

Unlock the cleaner 6 GHz outdoors—powered by AFC, the EAP772-Outdoor eliminates congestion and delivers tri-band omnidirectional coverage (2.4 GHz, 5 GHz, and 6 GHz).



Industry-Leading IP68 Weatherproof for Outdoor Use




\*Available in EAP772-Outdoor

Scenario-Based Design for Indoor and Outdoor Environments

Omada Wi-Fi 7 revolutionizes various environments with high-speed and low-latency capabilities. Powerful internet signals will roll out everywhere you go, keeping everything connected.



Offices



Star Hotels & Resorts & Villas & Big Houses



Smart Retail



Schools




Public Venues



E-Sports Cybercafes & LAN Parties




Omada Wi-Fi 7 Ceiling Mount Access Points



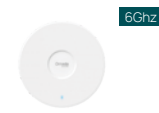
**EAP783** Top-Tier  
BE22000 (US version) /  
BE19000 (EU version)

- Tri-Band
- 12 Spatial Streams
- 802.3bt PoE
- 2× 10G Ports (20 Gbps Aggregation Speeds)
- Bluetooth




**EAP782 HD**  
BE21000 (US version) /  
BE18000 (EU version)

- Tri-Band
- 10 Spatial Streams
- 802.3bt PoE
- 1× 10G Port
- Bluetooth
- Smart Antennas
- Up to 1,000+ Concurrent Clients




**EAP787** High-Performance  
BE15000 (US version) /  
BE12000 (EU version)

- Tri-Band
- 8 Spatial Streams
- 802.3at PoE
- 1× 10G Port
- Bluetooth
- Dedicated RF Scanning




**EAP773**  
BE11000 (US version) /  
BE9300 (EU version)

- Tri-Band
- 6 Spatial Streams
- 802.3at PoE
- 1× 10G Port
- Bluetooth



**EAP772** Most Solid  
BE11000 (US version) /  
BE9300 (EU version)

- Tri-Band
- 6 Spatial Streams
- 802.3at PoE
- 1× 2.5G Port
- Bluetooth



**EAP723** Entry-Level  
BE5000 (US version) /  
BE3600 (EU version)

- 4 Spatial Streams
- 802.3at PoE
- 1× 2.5G Port
- Bluetooth

Omada Wi-Fi 7 Wall Plate Access Points




**EAP725-Wall**  
BE5000 (US version) /  
BE3600 (EU version)

- 4 Spatial Streams
- 802.3at/bt PoE\*
- 2× 2.5G + 2× 1G Ports
- PoE Pass-through
- Bluetooth




**EAP720-Wall**  
BE5000 (US version) /  
BE3600 (EU version)

- 4 Spatial Streams
- 802.3at PoE
- 2× 2.5G Ports
- PoE Pass-through
- Bluetooth



**EAP772-Outdoor**  
BE11000 (US version) /  
BE9300 (EU version)

- Tri-Band
- 6 Spatial Streams
- 802.3at PoE
- 1× 2.5G Port
- Bluetooth
- GNSS
- IP68
- Omni-directional Tri-Band Coverage
- Outdoor 6 GHz with AFC



**EAP725-Outdoor**  
BE5000 (US version) /  
BE3600 (EU version)

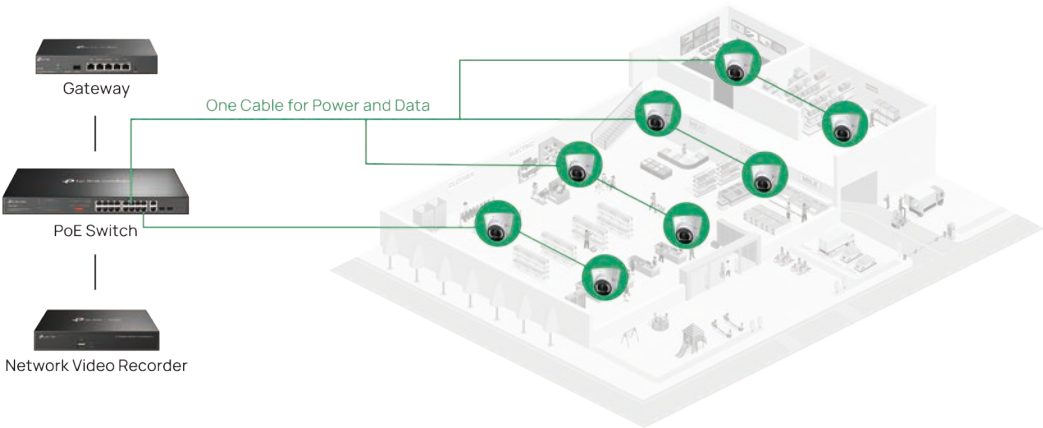
- 4 Spatial Streams
- 802.3at PoE
- 1× 2.5G Port
- Software-Switchable from Internal Directional to External Omni Antennas
- Bluetooth
- IP67
- Detachable External Antennas

Omada Wi-Fi 7 Outdoor Access Points

Omada PoE Switches and Omada Cloud Essentials for Surveillance

- Full PoE Switch Portfolio from Unmanaged to L3 Managed
- Up to 1,440W PoE Budget
- Abundant Features Designed for Surveillance, Controllable via Physical DIP Switch or Software
- Omada Cloud Essentials for Free Cloud Management

For general surveillance, Omada has designed a variety of PoE Switches to meet the requirements of most IPCs. Many robust features like Extend Mode, Priority Mode, and Isolation Mode provide value well beyond basic networking needs, creating a versatile and reliable surveillance network to grow your business. Build your network and connect all your cameras and Network Video Recorders (NVRs) through the Omada PoE switches.



Why Choose Omada PoE Switches

Full PoE Switch Portfolio

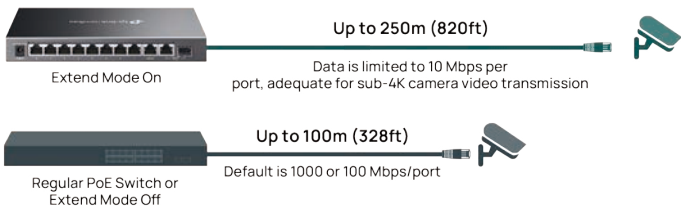
Campus, Aggregation, Access, Agile, and Unmanaged PoE switches with 4/8/16/24/48-Port PoE.

Total PoE Budget up to 1,440W

Supports up to 90W, 60W PoE++, or 30W PoE+ per port, compatible with 802.3bt/at/af PoE and non-PoE cameras.

Abundant Features Designed for Surveillance, Controllable via Physical DIP Switch or Software

Extend Mode for up to 250m (820ft) PoE Transmission\*




Port Isolation for Safer Camera Networking



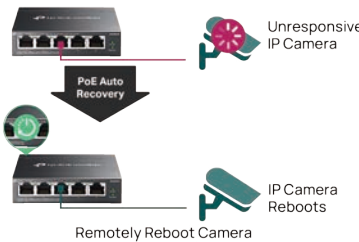
Auto Loop Detection Increases the Stability of Surveillance Networking



VLAN for Higher Security and More Convenient Maintenance



Optimized PoE Auto Recovery to Automatically Reboot Unresponsive Cameras



\*802.3bt PoE power supply is required when PoE pass-through of these access points is used.

\*The speed of the ports in Extend Mode will be downgraded to 10 Mbps. Actual transmission distance may vary due to cable quality.







- Port Management for Remote Camera Reboot
- QoS to Prioritize Video Quality
- Priority Mode Prioritizes Cameras at the Cashier Counter
- Cable Test to Detect Connection Quality Online for Easier Troubleshooting

Note: These features are not supported by all Omada PoE switches. Refer to the specification table for details.

# Omada Cloud Essentials





## Free and Easy Cloud-Based Management for Surveillance Networks



- Lifetime Free Cloud Management Without Additional Fees or On-Premises Controller
- Super-Easy Setup via Your Phone Without Unboxing - Save Time & Cut Costs
- Zero-Touch Provisioning (ZTP)
- Manage and Monitor Anytime via Omada App or Web Browser
- Comprehensive Managed Portfolio: Gateways, Managed Switches & APs
- Unlimited Management Scale for Multiple Sites

## Omada Campus, Aggregation, and Access Managed 4/8/16/24/48-Port PoE Switches for Surveillance

Comprehensive Manageable Features for Hybrid Surveillance Networks and Unified Communications

- Flexible Centralized Cloud Management Options - Cloud-Based, On-Premises Hardware or Software
- Full Managed PoE Switch Portfolio – Campus, Aggregation, and Access PoE switches with 4/8/16/24/48-Port PoE
- Up to 1,440W PoE Budget. Up to 90W per PoE++ Port
- Easily Configure Surveillance Features Like 250m PoE & Remote Camera Reboot

● Hot Buys

		Outdoor	FE Ports	GE Ports						GE Ports (Stackable L3)	
Model		SG2005P-PD	SL2428P	SG2008P/SG2210P	SG2016P	SG2218P	SG2428P	SG3428MP/SG3452P	SG3428XMPP/SG3452XMPP	SG6428XHP	SG6654XHP
Ports & PoE	PoE+ Ports	4x GE	24x FE	4/8x GE	8x GE	16x GE	24x GE	24/48x GE	8× GE PoE++, 16/40× GE PoE+	24x GE	48x GE
	Non-PoE Ports	1x GE (PoE++ in)	2x GE, 2x Gigabit RJ45/SFP Combo	4x GE/2x SFP	8x GE	2x SFP	4x SFP	4x SFP	4x 10G SFP+	4x 10G SFP+	4x 10G SFP+
	Console Ports	-	-	-	-	-	-	✓	✓	✓	✓
	PoE Standards	PoE in: 802.3af/at/bt PoE out: 802.3af/at	802.3af/at	802.3af/at	802.3af/at	802.3af/at	802.3af/at	802.3af/at	802.3af/at/bt (Ports 1-8, 90W), 802.3af/at (Ports 9-24/48)	802.3af/at	802.3af/at
	PoE Budget	Up to 64W	250W	62W/61W	120W	150W	250W	384W	500W/750W	Up to 720W*	Up to 1,440W*
Hardware	Perpetual PoE & Fast PoE	-	-	-	-	-	-	-	-	✓	✓
	Fanless	✓	-	✓	✓	✓ (v2)	-	-	-	-	-
	Installation	Wall / Pole Mounting	Rackmount	Desktop / Wall-Mounting		Rackmount					
Software	Weatherproof	IP55	-	-	-	-	-	-	-	-	-
	Features for Surveillance	PoE Auto Recovery, Port Management for Remote Camera Reboot, 820ft (250m) PoE under Extend Mode, VLAN, Port Isolation, Auto Loop Detection, Cast Test, Priority Mode (Port-Based QoS), 802.3p/DSCP QoS, Customized QoS Setting									
	L2+ Features	Static Routing, LLDP-MED, STP/RSTP, IGMP Snooping, ACL, SNMP, DHCP Server, IGMP Snooping									
Other Features	L3 Features	-	-	-	-	-	-	-	-	-	Stacking, VRRP, OSPF, etc.

\*The L3 PoE switch comes with one power module by default, offering a PoE budget of 764W (SG6654XHP) and 402W (SG6428XHP). An additional field-replaceable redundant power supply module can be purchased separately, expanding the PoE budget to 1,440W for the SG6654XHP (with a second PSM900-AC module) and 720W for SG6428XHP (with a second PSM900-AC or PSM500-AC module).



## Omada Agile Easy-Managed PoE Switches for Surveillance


At a Fair Price, Upgrade from Unmanaged to Cloud-Managed Switches for Easier Troubleshooting and Monitoring

- Easy to Use with Plug-and-Play Design and Simple Configuration
- Free and Easy Centralized Cloud Management via Omada Cloud Essentials
- Remotely Access Logs and Receive Real-Time Alerts of Networks
- Easily Configure Surveillance Features Like 250m PoE & Remote Camera Reboot

		GE Ports				
Model		ES205GP	ES206GP	ES210GMP	ES220GMP	ES228GMP
Hardware	Gigabit PoE+ Ports	4	4	8	16	24
	Gigabit Non-PoE Ports	1x RJ45	2× RJ45	1× RJ45, 1× RJ45/SFP Combo	2× RJ45, 2× SFP	2× RJ45, 2× SFP
	PoE Standards	802.3af/at				
	PoE Budget	65 W	65 W	123 W	250 W	384 W
	Fanless	✓	✓	✓	-	-
Software	Installation	Desktop / Wall-Mounting			Rackmount	
	PoE Auto Recovery	✓	✓	✓	✓	✓
	250m PoE under Extend Mode	✓	✓	✓	✓	✓
	Port Isolation	✓	✓	✓	✓	✓
	QoS	802.1p/DSCP QoS in Default; Priority Mode (Port-Based QoS); Customized QoS Settings				
Other Features for Surveillance	Port Management for Remote Camera Reboot; Auto Loop Detection; VLAN; Cable Test					

## Omada Unmanaged 4/8/16-Port PoE Switches for Surveillance

- Plug and Play
- One-click to Activate Surveillance Features via the Built-in Physical DIP Switch



● Hot Buys

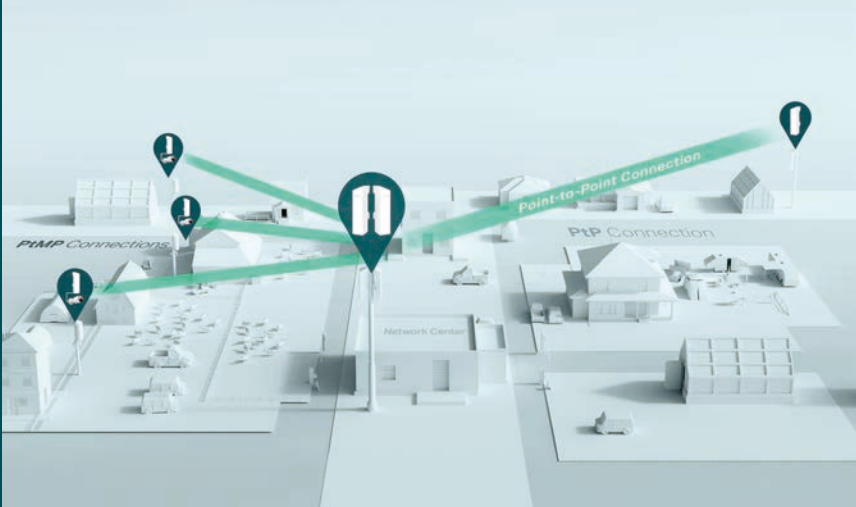
		GE					FE	
Model		DS1018GMP	DS110GMP	DS108GP	DS106GPP	DS105GP	DS111P	DS106P
Ports and PoE	PoE+ Ports	16x GE PoE+	8x GE PoE+	8x GE PoE+	1x GE PoE++, 3x GE PoE+	4x GE PoE+	8× FE PoE+	4× FE PoE+
	Non-PoE Ports	2× Gigabit RJ45/SFP Combo	1× Gigabit RJ45, 1× Gigabit RJ45/SFP Combo	-	2x GE	1x GE	2x GE, 1x SFP	2× FE
	PoE Standards	802.3af/at	802.3af/at	802.3af/at	802.3af/at/bt (Port 1, up to 60W), 802.3af/at (Ports 2-4)	802.3af/at	802.3af/at	802.3af/at
	PoE Budget	250 W	123 W	65 W	64 W	65 W	65 W	67 W
Physical DIP Switch	Priority Mode	Ports 1-4	Ports 1-2	-	-	-	-	Ports 1-2
	250m PoE under Extend Mode	Ports 1-4	Ports 1-4	Ports 1-2	Ports 1-2	Ports 1-2	Ports 1-4/1-8	Ports 1-4
	Isolation Mode	Ports 1-8/9-16	Ports 1-4/5-8	-	-	-	Ports 1-8	Ports 1-4
Hardware	PoE Auto Recovery	Ports 1-16	Ports 1-8	Ports 1-8	Ports 1-4	Ports 1-4	Ports 1-8	Ports 1-4
	Installation	Rackmount	Desktop / Wall-Mounting					
	Fanless for Silent Operation	-	✓	✓	✓	✓	✓	✓
Other Features	802.1p/DSCP QoS	✓	✓	✓	✓	✓	-	-
	IGMP Snooping	-	✓	✓	✓	✓	-	-

Note: Omada Unmanaged Switches cannot be managed by Omada controllers.



# Omada Long-Range PtMP & PtP Wi-Fi Transmission, Perfect for Surveillance and More

Omada Professional Outdoor Wireless Bridge Solution



- Plug & Play for PtP Connection**

Flexibly operate in standalone mode or Omada SDN mode for remote management via the Omada app or web interface.
- Up to 3.1mi (5km) Distance**

Ideal for setting up networks in remote locations.

\*EAP215-Bridge Kit & EAP115-Bridge Kit: 3.1mi (5km); EAP211-Bridge Kit: 0.62mi (1km)
- Wider Beamwidth for Easier Deployment**

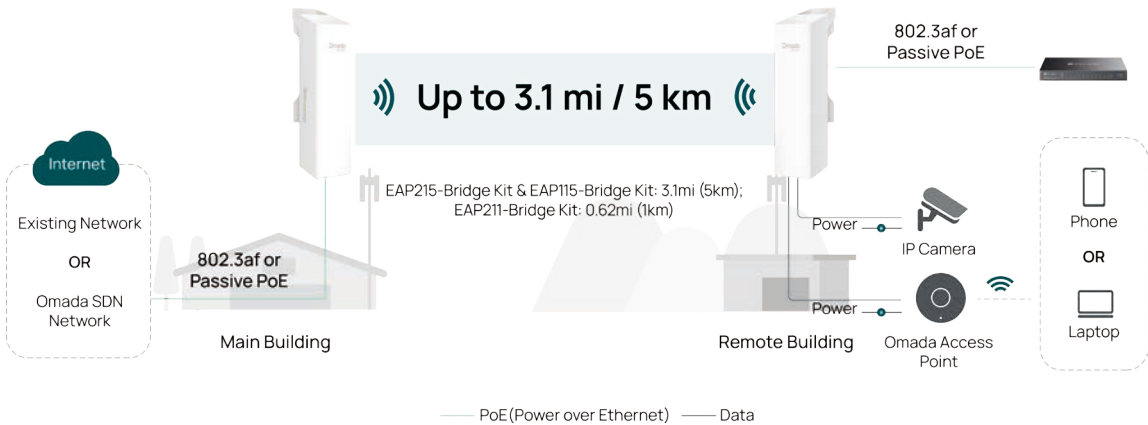
One central AP covers more distributed APs and cameras, eliminating the need for multiple central APs.
- Three Ports for More Devices**

Connect more cameras and devices without an extra switch.
- IP65 Weatherproof for Outdoor Use**

Durable performance with IP65 rating and operating range of -40°F to 158°F (-40°C to 70°C).

\*\*All products are tested in real outdoor environments. Actual range and throughput depend on the transmission power and environmental factors such as wireless interference, obstacles, weather, etc.

## Point-to-Point (PtP) Network Expansion or Remote Camera Monitoring



### Connect Cameras in Additional Buildings

Extend your home network or Wi-Fi to your shop, barn, garage, farm, storehouse, guesthouse, or RV.



### Extend Wi-Fi to Additional Offices

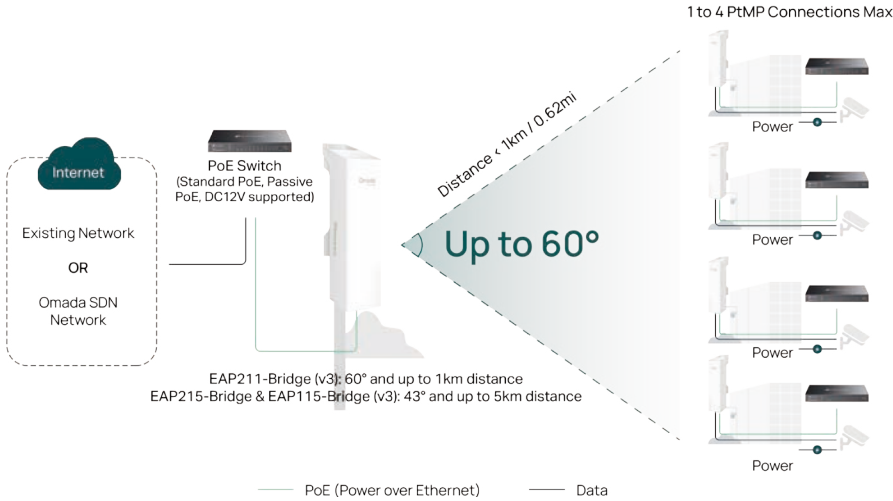
Provide 550Mbps bandwidth within a 328ft (100m) range using the EAP215-Bridge KIT or EAP211-Bridge KIT.\*



### Elevator PtP Wi-Fi for Surveillance

Record real-time video to an NVR with virtually no hardwiring required

## Point-to-Multipoint (PtMP) Connections with Higher Beamwidth for Distributed Cameras



### Parking Lots

Remotely connect cameras to reduce crime and accidents.



### Farms / Orchards / Ranches

Remotely connect cameras to protect your property.



### Construction Sites

Rapidly deploy wireless networks to remotely monitor construction progress in real time or manage logistics.

## Plug & Play Setup and Installation




### Plug and Play with Auto-Pairing

\*Auto pairing works for the original kit. Three or more bridges require manual setup.



### Easy Visualized Alignment via LED Signal Indicator or Omada App



### Pole/Wall Mount for Easy Installation

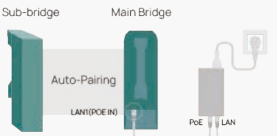
\*Pole mounting accessories are included, while the bracket for wall mounting and pole mounting requires a separate purchase..



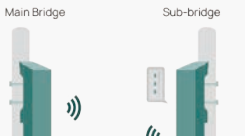
Standalone Mode

Plug and Play Setup for Individual Scenarios


1. Power on both bridges and they automatically pair with each other.



2. Deploy the sub-bridge at the remote location, align it using the signal LED, and optimize with the app if needed.



Optional further configuration via the Omada app or web interface for personalized settings.




\*Configuration signal will be invisible after two hours to prevent unauthorized connections.


Works with Omada SDN

Faster Batch Deployment and Remote Management

Omada bridges integrate with Omada SDN for centralized management and remote access, enabling faster batch deployment of multiple bridge pairs, using batch provisioning.



Batch Provisioning






Centralized and Remote Management

\*Omada SDN centralized and remote management requires the use of the Omada SDN controller.

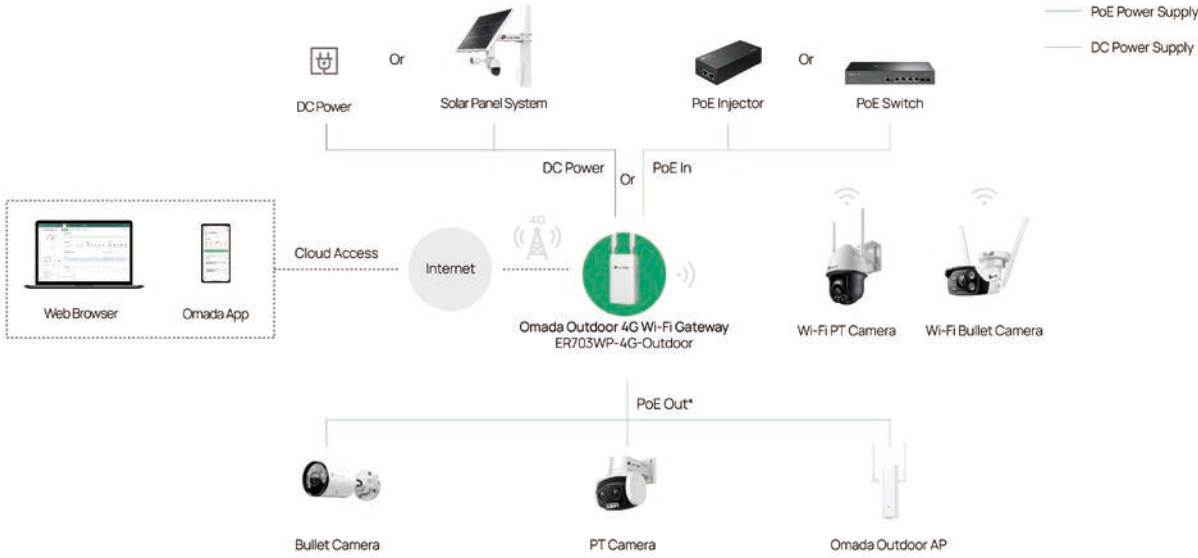
Designed for the Outdoors



	Omada Outdoor Wireless Bridges		
			
Model	EAP215-Bridge KIT	EAP211-Bridge KIT	EAP115-Bridge KIT
Frequency	5 GHz	5 GHz	5 GHz
Max Wireless Speed*	AC867 Mbps	AC867 Mbps	N300 Mbps
Max Transmission Distance*	3.1 mi / 5 km	0.62 mi / 1 km	3.1 mi / 5 km
Beamwidth (Horizontal × Vertical)	43°×18° (v3)	60°×30° (v3)	43°×18° (v3)
Antenna Gain	14 dBi (v3)	10 dBi (v3)	14 dBi (v3)
Ethernet Ports	3× Gigabit	3× Gigabit	3× 10/100 Mbps
Power Supply Method	v3: 12V DC or 802.3af PoE or Passive PoE		
Mount	Pole Mounting (Accessories included) Wall Mounting (Optional)		
Weatherproof Enclosure	IP65		
Operating Temperature	-40°C~70°C (-40°F~158°F)		
Lightning Protection	6 kV		
Wind Resistance	√		
Centralized Cloud Management	Omada App; Omada Cloud Web UI		
Standalone Management	Omada App; Local Management Web UI		

\*Maximum wireless signal rates are the physical rates derived from IEEE Standard 802.11 specifications. The max ranges of products are tested in real outdoor environments. Actual range and throughput are not guaranteed and will vary as a result of network conditions, and depend on the transmission power and environmental factors such as wireless interference, obstacles, weather, etc.

Omada Outdoor 4G  
Solution for Remote Locations  
— Ideal for Connecting  
Outdoor Cameras



Ideal for Remote Areas and Outdoor Use

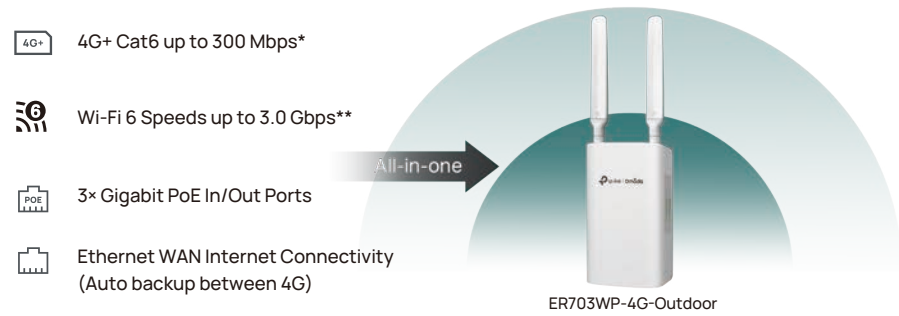


\*The PoE Out requires 802.3at/bt PoE input.




All-in-One Device

Combines 4G internet access, Wi-Fi 6 technology, and three Gigabit PoE in/out ports into a single device, ensuring seamless backup and load balancing between 4G and wired WAN. Enjoy a powerful, versatile gateway designed for easy deployment.



Specially Designed Weatherproof Enclosure for the Outdoors

Rated as IP55 during Ingress Protection testing, a resilient weatherproof enclosure protects the gateway against harsh outdoor conditions.



Multiple Power Supply Options

Powered by PoE or DC (compatible with solar panels) to overcome mains access limitations.



Easy Installation and Deployment for Standalone Mode and Controller Mode



Plug and Play

Insert a Nano SIM card or connect to an Ethernet WAN Port to get gigabit Wi-Fi. Effortlessly connect to surveillance cameras via wired or wireless connections.

Centralized Management

Enables to easy network setup across multiple sites without sending an engineer for on-site configuration. Remotely manage through the Omada app or web with free access to the Essentials cloud service, minimizing maintenance costs for MSPs/SIs.

Easy Installation to a Pole or Wall

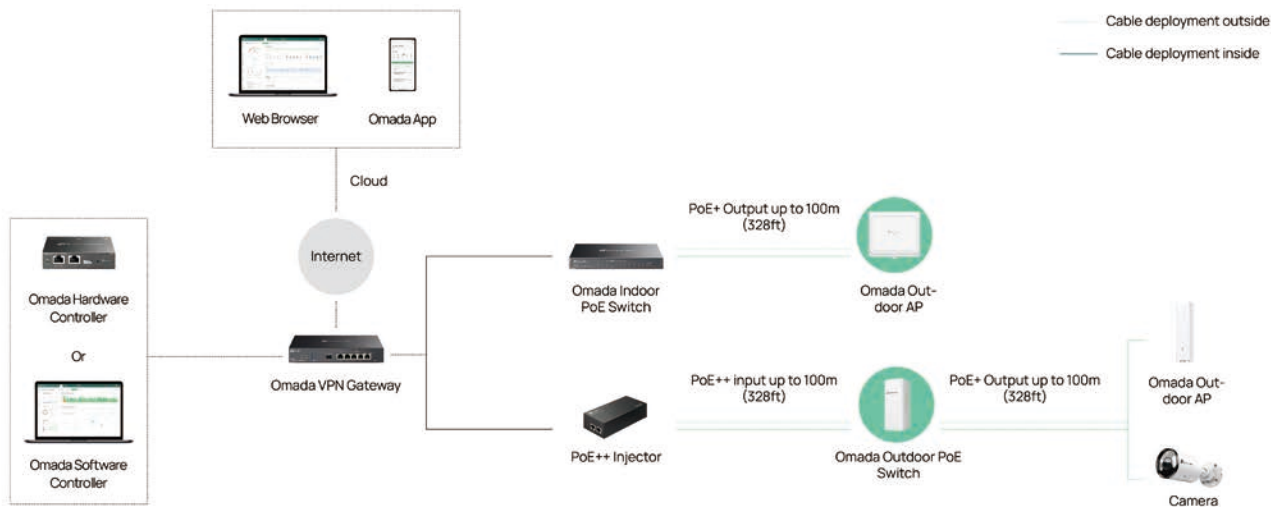
Easily mount on a wall or pole using the included kits. The compact design offers flexible placement options.

\*Actual 4G downlink speeds vary between buildings. Factors affecting 4G speeds include the internet service plan, real-time network capacity, equipment and client limitations, and environmental factors.  
\*\*Maximum wireless signal rates are the physical rates derived from IEEE Standard 802.11 specifications. Actual wireless data throughput and wireless coverage are not guaranteed and will vary.  
\*\*\*Protection against lightning may be achieved through proper product setup, grounding, and cable shielding. Refer to the instruction manual and consult an IT professional to assist with setting up this product.

Omada Outdoor Wi-Fi and PoE Switches for Outdoor Connectivity



Omada provides flexible outdoor connectivity with PoE switches and access points, enabling seamless Wi-Fi for outdoor spaces and reliable PoE power for outdoor cameras.



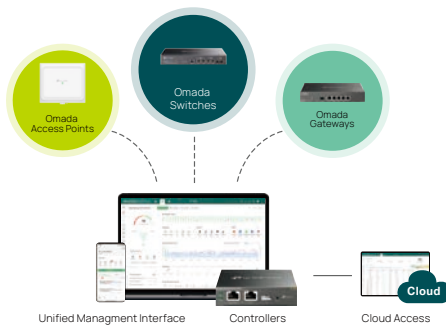
Ideal for Outdoor Scenes



Durable and Weatherproof Enclosure Designed for Outdoor Scenes

- IP55 Waterproof and Dustproof Enclosure
- Wide -40/-30 ~ 60°C Operating Temperature Range
- Up to 6kV Lightning Protection & ESD Protection
- UV-Resistant Casing

Centralized Cloud Management—Anytime, Anywhere



## Omada Outdoor APs

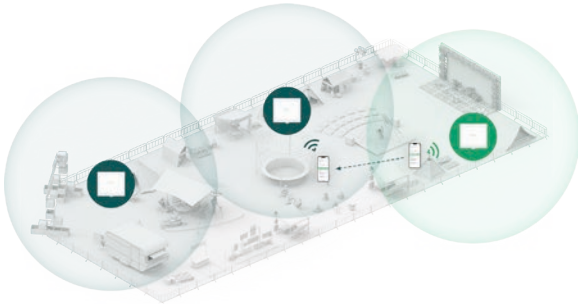
# Elevate Your Outdoor Wi-Fi with Superior Network Performance

EAP772-Outdoor

Speeds up to **10.8 Gbps**

Multi-Link Operation (MLO)


6 GHz




The Latest Outdoor Wi-Fi 7

Ultra-Range Coverage & Seamless Roaming

# Flexible and Easy Deployment to Save Time and Money



Less Wiring with Omada Mesh



Powered with a PoE Switch

## Omada Outdoor PoE Switches

# Extend Standard PoE Distance up to 200m (656ft) Without Losing Gigabit Speeds

Max 64W PoE Budget\*

4× Gigabit PoE Output Ports

Up to 200m PoE with Gigabit Speeds

IP55 Weatherproof

PoE OUT

PoE IN

1× Gigabit 802.3bt/at/af PoE Input; Powered by a PoE++ Switch or PoE++ Injector

4× Gigabit 802.3at/af PoE Output; Up to 30 W per Port and Max 64W in Total

Outdoor AP

Outdoor AP

IP Camera

IP Camera

## Featured Omada Outdoor Access Points

6GHz

EAP772-Outdoor

- BE11000 (US version) / BE9300 (EU version) Wi-Fi 7
- 4× Spatial Streams
- 802.3at PoE+
- 1× 2.5G PoE+ Port
- Mesh & Seamless Roaming
- IP68

EAP650-Outdoor

- AX3000 Wi-Fi 6 with 4× Spatial Streams
- 802.3at PoE+ & Passive PoE (Adapter Included)
- 1× Gigabit PoE+ Port
- Mesh & Seamless Roaming
- IP67

EAP625-Outdoor HD

- AX1800 WiFi 6 with 4× Spatial Streams
- Up to 1024 Concurrent Clients
- 802.3at PoE+ & Passive PoE
- 1× Gigabit PoE+ Port
- Mesh & Seamless Roaming
- IP67

## Featured Outdoor PoE Switch

SG2005P-PD

- 5× Gigabit Ports (1-Port PoE++ in, 4-Port PoE+ out)
- Max 64W PoE Budget\*
- Up to 200m (656ft) PoE Distance Without Compromising Gigabit Speeds
- Centralized Cloud Management
- Static Routing, Access Control List (ACL), QoS, and VLAN
- IP55

\*The PoE Budget is 64W when powered by 802.3bt Type 4 (90 W), 44W when powered by 802.3bt Type 3 (60W), 19W when powered by 802.3at, and 6W when powered by 802.3af

43 | Omada Solutions by Technology

# Future-Proof Multi-Gigabit Network Solution

Omada 10GbE Gateways, 25GbE & 10GbE & 2.5GbE Switches and Business Wi-Fi Solution

Omada offers gateways, switches, access points with 25GbE, 10GbE, and 2.5GbE ports. These products combine to form a powerful multi-gigabit network solution, unlocking the full potential of your bandwidth and devices. Integrating the Omada Software-Defined Networking (SDN) system and its centralized management capability makes it far more efficient to control your whole business network.

# Unleash the Real Wi-Fi 7/6 with 10GbE or 2.5GbE PoE Ports

Omada Wi-Fi 7/6 access points provide blazing-fast business Wi-Fi. 10GbE and 2.5GbE ports match the full bandwidth potential of Wi-Fi 7/6 speeds.

EAP787

Omada BE15000 Ceiling Mount Tri-Band Wi-Fi 7 Access Point

EAP772

Omada BE11000 Ceiling Mount Tri-Band Wi-Fi 7 Access Point

EAP683 UR

Omada AX6000 Ceiling Mount Wi-Fi 6 Access Point

EAP673

Omada AX5400 Ceiling Mount Wi-Fi 6 Access Point

# Enterprise 10G and 2.5G Gateway Ensures High-Speed Performance

The Omada VPN gateway with 10G or 2.5G ports supports high-bandwidth aggregation connectivity. ER8411 features two 10G SFP+ ports (one WAN, one WAN/LAN) while ER7412-M2 and ER707-M2 feature two 2.5G RJ45 ports, making it is ideal for enterprise-level businesses, schools, hotels, and large-scale deployments.

Omada Solutions by Technology | 44





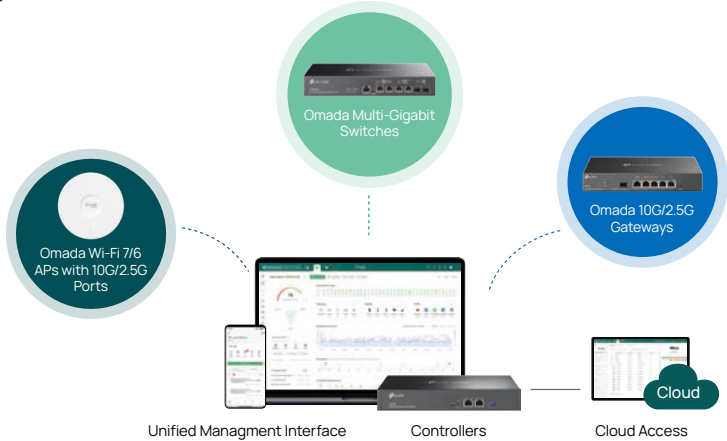
Omada's 25G/10G/2.5G multi-gigabit managed switches are equipped with 25 Gbps fiber, 10 Gbps fiber, 10 Gbps copper, or 2.5 Gbps copper ports. This flexibility provides maximum performance and low latency. Easily establish reliable and lightning-fast connections to Wi-Fi 7/6 access points, storage servers, and other switches and devices.

## Find the Best 25G/10G/2.5G Multi-Gigabit Managed Switch for You

Omada Managed switches with 25G fiber, 10G fiber, 10G copper, or 2.5 Gbps copper are available to fit many deployment scenarios. They provide high performance, scalability, and cost-effectiveness that business customers need from their multi-gigabit networking solutions.

					
	<b>10G Fiber with 25G Fiber Uplink</b>	<b>Full 10G Fiber</b>	<b>10G Copper with 10G Fiber Uplink</b>	<b>2.5G Copper with 10G Fiber Uplink</b>	<b>Gigabit Copper with 10G Fiber Uplink</b>
	<ul style="list-style-type: none"><li>• 26× 10G SFP+ &amp; 6× 25G SFP28 Slots</li><li>• L3 Features</li><li>• Stacking, OSPF, VRRP, ERPS, and Redundant Power Supply</li><li>• Built for the Core Layer</li></ul>	<ul style="list-style-type: none"><li>• Up to 32/16/8× 10G SFP+ Ports</li><li>• L2+ Features</li><li>• Built for the Aggregation Layers</li></ul>	<ul style="list-style-type: none"><li>• 4/24× 10GE PoE++ and 2/8× 10G SFP+ Ports</li><li>• 802.3af/at/bt PoE++</li><li>• Up to 770W PoE Budget</li><li>• L2+ Features</li><li>• Designed for Connecting Wi-Fi 7/6 Access Points with 10G Ports, 10G NAS, and More.</li></ul>	<ul style="list-style-type: none"><li>• 8/16/24× 2.5GE Ports</li><li>• 2/4× 10G SFP+ Uplink Ports</li><li>• 802.3af/at/bt PoE++</li><li>• L2+ Features</li><li>• Built for Connecting Wi-Fi 7/6 Access Points with 2.5G Ports, 2.5G NAS, and More.</li></ul>	<ul style="list-style-type: none"><li>• Up to 48/24× Gigabit + 10G SFP+ Ports</li><li>• Optional PoE+ and Non-PoE Switches</li><li>• L2+ Features</li><li>• Designed for Connecting Access Points, IP Cameras, IP Phones, Wired Devices, and More.</li></ul>
<b>Campus</b>	<ul style="list-style-type: none"><li>• SX6632YF</li></ul>	<b>Aggregation</b>	<b>Access Max</b>	<b>Access Pro</b>	<b>Access Plus</b>
		<ul style="list-style-type: none"><li>• SX3832MPP</li><li>• SX3832</li><li>• SX3206HPP</li></ul>	<ul style="list-style-type: none"><li>• SX3206HPP</li><li>• SX3832MPP</li><li>• SX3832</li></ul>	<ul style="list-style-type: none"><li>• SG3428XHP-M2</li><li>• SG3218XP-M2</li><li>• SG3210XHP-M2</li><li>• SG3428X-M2</li><li>• SG3210X-M2</li><li>• SG6428X</li><li>• SG2210XMP-M2</li></ul>	<ul style="list-style-type: none"><li>• SG6654XHP</li><li>• SG6428XHP</li><li>• SG5452XMPP</li><li>• SG5428XMPP</li><li>• SG6654X</li><li>• SG6428X</li><li>• SG5452X</li><li>• SG5428X</li><li>• SG3452XMPP</li><li>• SG3452XP</li><li>• SG3428XMPP</li><li>• SG3428XMP</li><li>• SG3452X</li><li>• SG3428X</li></ul>





## Easily Build a Whole Multi-gigabit Network with Centralized Cloud Management



## Complete Optical Solution with Omada GPON Access Points

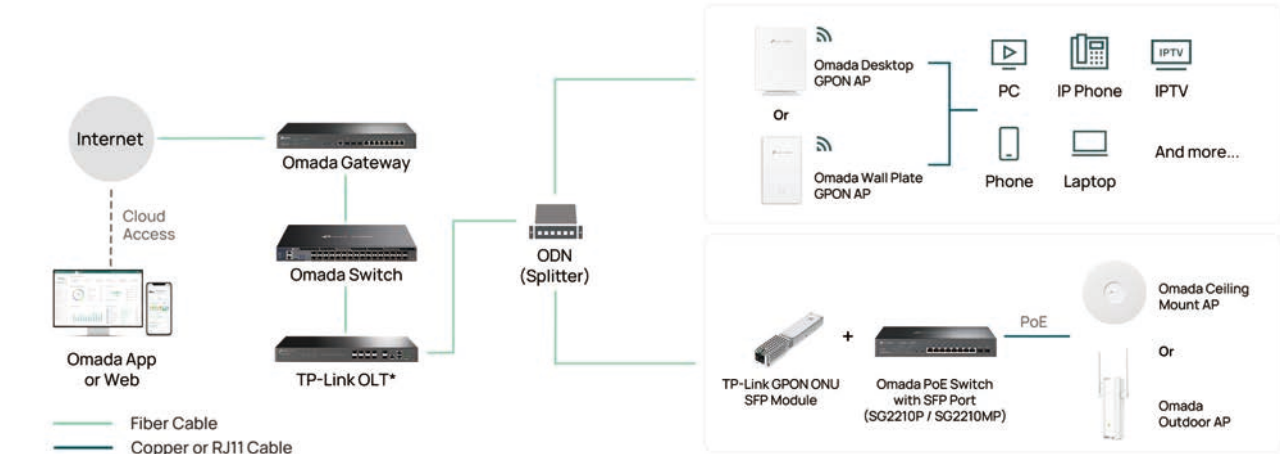
Ideal for Hotels and MDUs Leveraging Fiber Connectivity



-  Comprehensive Optical Solution
-  Unified Management for OLT\* and Omada Devices
-  One Fiber, Multiple Services
-  PPSK & Captive Portal

## Complete Omada Optical Networking Solution

Provides enterprise-grade gigabit passive optical networking, featuring comprehensive GPON access points or Ethernet EAP. Seamlessly integrates key components, including Omada switches, gateways, OLTs (Optical Line Terminals), and ONUs (Optical Network Units).




\*Certain TP-Link DeltaStream OLT models with certain firmwares support Omada SDN central management. Refer to the official website for compatible models.

## Omada GPON Products

### Omada GPON APs


			
<b>EAP650GP-Desktop</b> Omada AX3000 Desktop Wi-Fi 6 GPON Access Point	<b>EAP610GP-Desktop / EAP603-Desktop</b> Omada AX1800 Desktop Wi-Fi 6 GPON Access Point	<b>EAP625GP-Wall</b> Omada AX1800 Wi-Fi 6 Wall Plate GPON Access Point	<b>EAP615GP-Wall</b> Omada AX1800 Wi-Fi 6 Wall Plate GPON Access Point
<ul style="list-style-type: none"><li>• 2402 Mbps (5GHz) + 574 Mbps (2.4GHz)</li><li>• DC Power Supply</li><li>• 1× GPON Port</li><li>• 4× GE RJ45 Ports</li><li>• 1× FXS RJ11 Port</li><li>• Two RJ45 Ports Support 802.3af PoE Out</li><li>• Desktop/Wall-Mounting (Kits Included)</li><li>• Mesh &amp; Seamless Roaming</li><li>• PPSK</li></ul>	<ul style="list-style-type: none"><li>• 1201 Mbps (5GHz) + 574 Mbps (2.4GHz)</li><li>• DC Power Supply</li><li>• 1× GPON Port</li><li>• 4× GE RJ45 Ports</li><li>• 1× FXS RJ11 Port</li><li>• One RJ45 Port Supports 802.3af PoE Out (EAP610GP-Desktop)</li><li>• Desktop/Wall-Mounting (Kits Included)</li><li>• Mesh &amp; Seamless Roaming</li><li>• PPSK</li></ul>	<ul style="list-style-type: none"><li>• 1201 Mbps (5GHz) + 574 Mbps (2.4GHz)</li><li>• AC Power Supply</li><li>• 1× GPON Port</li><li>• 2× GE RJ45 Ports (one supports PoE out)</li><li>• 1× FXS RJ11 Port</li><li>• Mesh &amp; Seamless Roaming</li><li>• PPSK</li></ul>	<ul style="list-style-type: none"><li>• 1201 Mbps (5GHz) + 574 Mbps (2.4GHz)</li><li>• AC Power Supply</li><li>• 1× GPON Port</li><li>• 2× GE RJ45 Ports</li><li>• 1× FXS RJ11 Port</li><li>• Mesh &amp; Seamless Roaming</li><li>• PPSK</li></ul>

Omada Products for Hybrid Optical Solution




**ER8411**  
Omada VPN Gateway with 10G Ports

- 2× 10G SFP Slots (1× WAN, 1× WAN/LAN)
- 9× Gigabit WAN/LAN Ports (1× SFP, 8× RJ45)
- Up to 2,300,000 Sessions




**SG2210MP**  
Omada Access Gigabit PoE Switches

- 1× Gigabit SFP WAN/LAN Port & 1× USB 3.0 Port
- 5× Gigabit RJ45 Ports (1× WAN, 4× WAN/LAN)



**EAP653**  
Omada Ceiling Mount Wi-Fi 6 AP







- AX3000 Wi-Fi 6 Speed
- 802.3at PoE+ & DC Power



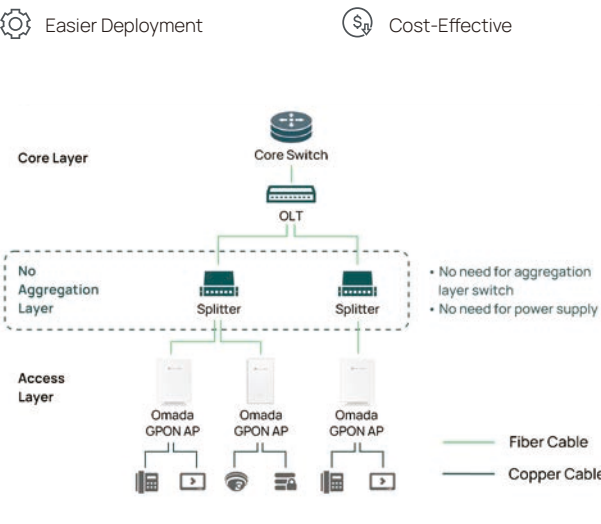
**XM60A**  
TP-Link GPON ONU SFP Module

- Up to 2.488 Gbps Downstream and 1.244 Gbps Upstream
- Supports 2.5G and 1G Ethernet UNI Modes

What the Omada GPON Solution Brings to Hotels and MDUs

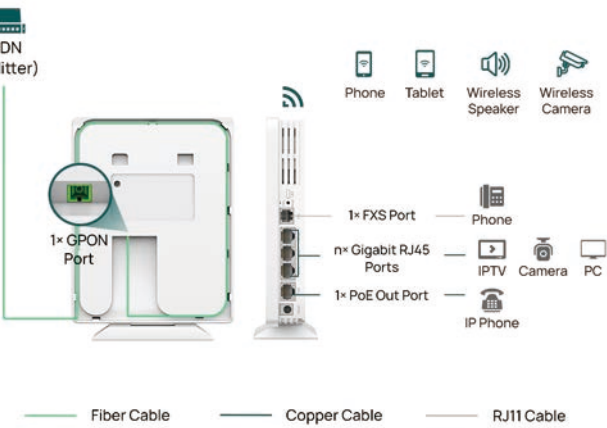
-  Unified Management for OLT\* and Omada Devices
-  Easy Adoption and Setup
-  Wi-Fi 6 Mesh & Seamless Roaming
-  Complete Product Types
-  Zero-Touch Provisioning
-  PPSK & Captive Portal

GPON – Advanced and Simplified Structure

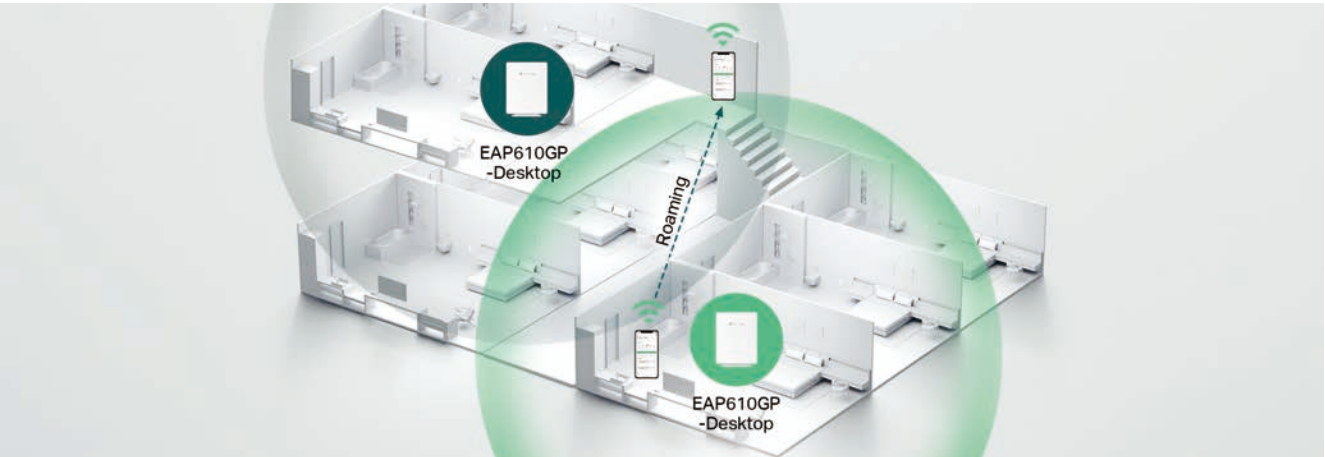


One Fiber, Multiple Services

Connect a fiber optic cable to EAP610GP-Desktop to connect cameras, PCs, TVs, and an IP-Phone to carry data, voice, wired and wireless internet, HD video, and VoIP services.



Seamless Wi-Fi 6 Mesh Networking with Fast Roaming



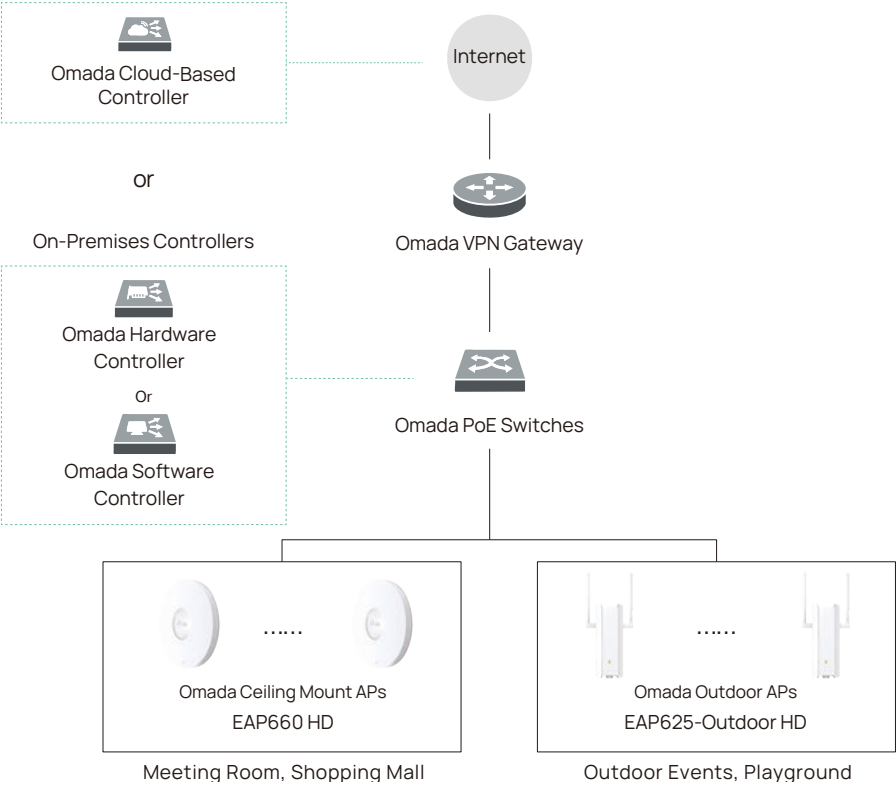
\*Certain TP-Link DeltaStream OLT models with certain firmwares support Omada SDN central management. Refer to the official website for compatible models  
\*\*Maximum wireless signal rates are the physical rates derived from IEEE Standard 802.11 specifications. Actual wireless data throughput and wireless coverage, and connected devices are not guaranteed and will vary as a result of network conditions, client limitations, and environmental factors, including building materials, obstacles, volume and density of traffic, and client location.

Omada Professional Wi-Fi for High-Density Environments



High-density Wi-Fi environments are locations with hundreds or even thousands of Wi-Fi clients. Common cases are meeting rooms, restaurants, shopping malls, outdoor events, and playgrounds. High-density Wi-Fi solutions will remain an important part of enterprise network upgrading for years to come. Omada access points, an important part of the Omada Software-Defined Networking solution, provide a range of capable indoor and outdoor solutions designed to meet the increasing demands of high-density networks.

Typical Solution Topology and Product Recommendations



Type	Model	Wi-Fi Class	Ethernet Ports	Concurrent Clients	Main Features
Indoor	EAP660 HD	AX3600	1× 2.5G	1000+	Wi-Fi 6; Up to 3.6 Gbps Wi-Fi speed; 4×4 MIMO antennas; Mesh; Seamless roaming; Captive portal; 802.3at PoE / 12V DC power supply
	EAP620 HD	AX1800	1× 1G	1000+	Wi-Fi 6; Up to 1.8 Gbps Wi-Fi speed; Mesh; Seamless roaming; Captive portal; 802.3at PoE / 48V Passive PoE / 12V DC power supply
Outdoor	EAP668-Outdoor HD	AX3600	1× 10G SFP+, 1× 2.5G, 1× 1G	1000+	Wi-Fi 6; Up to 3.6 Gbps Wi-Fi speed; 4×4 MIMO external antennas; Gigabit 802.3at PoE+ output port; Mesh; Seamless roaming; Captive portal; IP68 weatherproof; Bluetooth; 802.3at/bt PoE power supply
	EAP625-Outdoor HD	AX1800	1× 1G	1000	Wi-Fi 6; Up to 1.8 Gbps Wi-Fi speed; Mesh; Seamless roaming; Captive portal; IP67 weatherproof; 802.3at PoE /48V Passive PoE power supply; External antennas

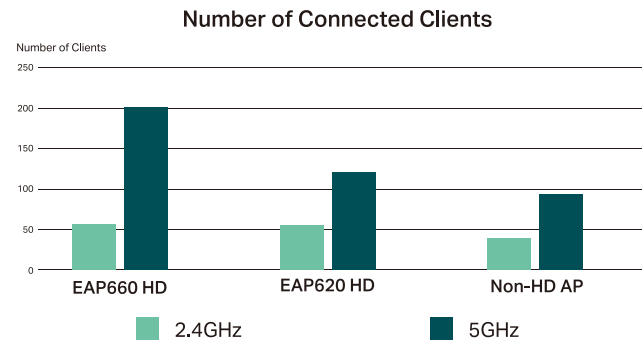




**Larger Capacity for High-Density Environments**

Omada high-density access points improve efficiency and ensure top-tier performance for high-density locations like shopping malls, supermarkets, and restaurants. Actual testing proves that high-end Wi-Fi 6 High-Density (HD) APs can connect over two hundred clients at the same time. In reality, the maximum recommended client density depends on environmental conditions.

\*Testing was conducted in the TP-Link laboratory with clients running different applications. The actual maximum client density depends on environmental conditions.



**Centralized Multi-Site Management**

Control the whole network in multiple sites on a single interface from anywhere with the Omada SDN platform. Cut down on your maintenance costs and vastly improve your network efficiency.

**Automatic WLAN Optimization**

Powerful wireless performance while greatly reducing Wi-Fi interference with automatic Channel Selection, Power Adjustment, Bandwidth Allocation, and Frequency Band Deployment.

**Airtime Fairness**

ATF increases efficiency and capacity across the network by preventing older devices from interfering with peak usage periods.

**Omada Mesh Technology**

Omada Mesh enables wireless connectivity between access points for extended range, making wireless deployment more flexible and convenient.

**Easy Installation and Deployment**

Featuring straightforward mounting and a clean, modern design, our PoE-compatible devices ensure a versatile and effortless installation process.

**Load Balancing**

Balances the number of users across APs to ensure the highest possible performance for all users.

**Boost Business with a Customized Page**

Captive Portal provides direct exposure to promotional information and other marketing content while securing network access for guests.

**Seamless Roaming**

Ensures customers enjoy uninterrupted streaming when moving around by switching automatically to the access points with the optimal signal.

## Ideal for High-Density Environment



Classroom



Restaurant



Shopping Mall



Meeting Room



Outdoor Events

## Omada Campus (Stackable L3 Managed) Switches,

High-Performance Enterprise-Level Switches with High Reliability and Availability



**Up to 25G Connections**

- Aggregation switch: 25G slots, 820 Gbps switching capacity per unit
- Access switches: 10G uplink and 24 or 48 gigabit PoE or non-PoE ports

**Up to 1,440W High PoE Budget**

- Up to 1,440W / 720W PoE budget per unit\*
- Perpetual PoE
- Fast PoE

**Stacking, RPS, and L3 for High Availability**

- Up to 8 units on a physical stack\*\*
- 1+1 Redundant Power Supply (RPS) & fans
- L3 Features: VRRP & ERPS

**More L3 Features**

- RIP & OSPF
- PIM-SM/DM
- ECMP, PBR
- Static Routing & DHCP Server
- OUI-Based VLAN and QoS for VLAN

**Omada SDN Centralized Management**

- Zero-Touch Provisioning
- Multi-Tenant Privilege Assignment
- Batch Configuration
- Supports Standalone mode and managing via Console port and MGMT port

**A Reliable Brand**

- Better support with local teams
- Vertical integration and stable supply
- Large local inventory
- Extended product warranty
- A best-in-class total value

## Physical Stacking for High Availability

1 IP

• With all units identified by a single IP address, the stack can be easily configured and monitored

8 Units

• Physical stacking up to 8 units in standalone mode and 4 units in controller mode

≤200 ms


• The switching link recovery time is less than 200ms when a link failover occurs

48× 25G

• Up to 48× 25G SFP28 slots and 208× 10G SFP+ slots per physical stack  
Refer to SX6632YF.

6560 Gbps

• Up to 6560 Gbps switching capacity for core network  
Refer to SX6632YF.



### Stacking Accessories

For SX6632YF



SM6110-SR / SM6110-LR  
Omada 25GBase SFP28 LC Transceiver



SM6220-1M  
Omada 1 Meter 25G SFP28 Direct Attach Cable



SM5110-SR / SM5110-LR  
Omada 10GBase SFP+ LC Transceiver



SM5220-1M  
Omada 1 Meter 10G SFP+ Direct Attach Cable



SM5220-3M  
Omada 3 Meters 10G SFP+ Direct Attach Cable

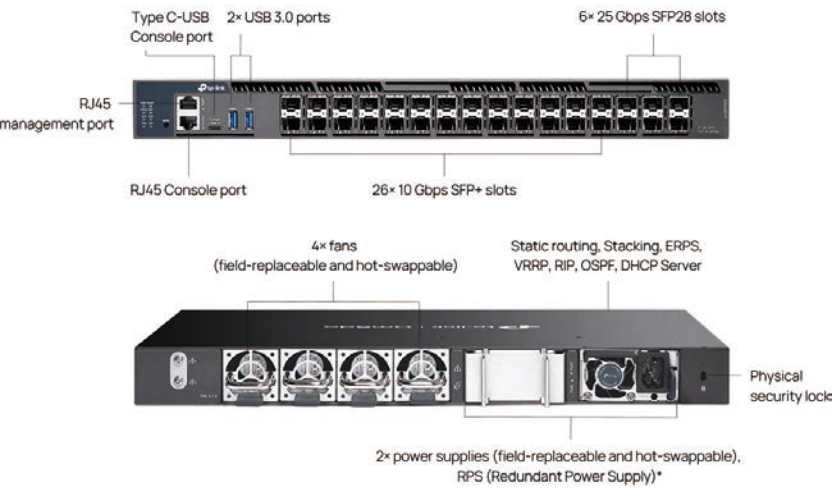
### Stacking Accessories

For SG6654XHP / SG6428XHP / SG6654X / SG6428X

Note: PoE model and Non-PoE model can be used together in a stack



Aggregation Layer L3 Switch: 25G, Stacking, RPS, and L3 Features




- SX6632YF**
- 6x 25G SFP28 slots
  - 26x 10G SFP+ slots
  - 820 Gbps switching capacity per unit
  - Optional 1+1 Redundancy Power Supply (RPS)\*
  - Physical Stacking up to 8 units\*\*

\*Ships with one PSM550-AC module by default, and another field-replaceable redundant power supply PSM550-AC requires a separate purchase.  
\*\*Physical stacking up to 8 units in standalone mode and 4 units in controller mode

**Compatible Power Supply Module**  
PSM550-AC

- Max 550W Power Supply

Access Layer L3 Switch: 1,440W PoE, Stacking, RPS, and L3 Features



- SG6654XHP**
- Up to 1,440W PoE budget\*
  - 48x GE PoE+ ports
  - 6x 10G SFP+ slots
  - Fast PoE & Perpetual PoE
  - Optional 1+1 Redundancy Power Supply (RPS)\*
  - Physical Stacking up to 8 units\*\*

\*Ships with one PSM900-AC module by default, and the corresponding PoE budget is 764W. Another field-replaceable redundant power supply module PSM900-AC requires a separate purchase, and the corresponding PoE budget is 1,440W  
\*\*Physical stacking up to 8 units in standalone mode and 4 units in controller mode

**Compatible Power Supply Module**  
Compatible with SG6654XHP & SG6428XHP

PSM500-AC

- Max 500W Power Supply

PSM900-AC

- Max 900W Power Supply

Omada Industrial Easy Managed Switches



Outdoor Parking Lots



Industrial Automation Control Systems



Constructions



Transportation Systems

Designed for environments with wide temperature changes, or in conditions with heavy vibration and shock. These high temperature Ethernet switches operate in both extremely hot and cold conditions.

Omada Cloud Centralized Management

Industrial-grade Aluminum Alloy

Operates in Hot & Cold Conditions (-40~75 °C)

Up to 240W PoE Budget

DIN/Wall-mounting with Shock and Vibration Resistance

IP40-rated Protection

Easily Configure Surveillance Features Like 250m PoE and Remote Camera Reboot

1+1 Redundant Power Input

More Omada Access Layer L3 Switches for Reliable Networking

**SG6428XHP**

- 24x Gigabit RJ45 PoE+ ports
- 4x 10 Gbps SFP+ slots
- Up to 720W total PoE budget\*
- Fast PoE & Perpetual PoE
- Optional 1+1 RPS\*
- Physical Stacking up to 8 units\*\*

**SG6654X**

- 48x Gigabit RJ45 ports
- 6x 10G SFP+ slots
- Fixed 1+1 RPS
- Physical Stacking up to 8 units\*\*

**SG6428X**

- 24x Gigabit RJ45 ports
- 4x 10 Gbps SFP+ slots
- Fixed 1+1 RPS
- Physical Stacking up to 8 units\*\*

**SG5428XF**

- 20x SFP slots
- 4x RJ45/SFP Combo ports
- 4x 10G SFP+ slots
- Fixed 1+1 RPS
- Physical Stacking up to 4 units

**SG5452XMPP**

- 8x PoE++ and 40x PoE+ Gigabit ports
- 4x 10G SFP+ slots
- Up to 770W PoE budget
- Physical Stacking up to 4 units

**SG5428XMPP**

- 8x PoE++ and 16x PoE+ Gigabit ports
- 4x 10G SFP+ slots
- Up to 500W PoE budget
- Physical Stacking up to 4 units

**SG5452X**

- 48x Gigabit RJ45 ports
- 4x 10G SFP+ slots
- Physical Stacking up to 4 units

**SG5428X**

- 24x Gigabit RJ45 ports
- 4x 10G SFP+ slots
- Physical Stacking up to 4 units

\*Ships with one default power supply module PSM500-AC: 402W PoE Budget. One PSM900-AC or two power supply modules (PSM500-AC and PSM900-AC): 720W PoE Budget.  
\*\*Physical stacking up to 8 units at standalone mode and 4 units at controller mode



# 04 Omada Central

## A Unified Platform for Your Network and Surveillance

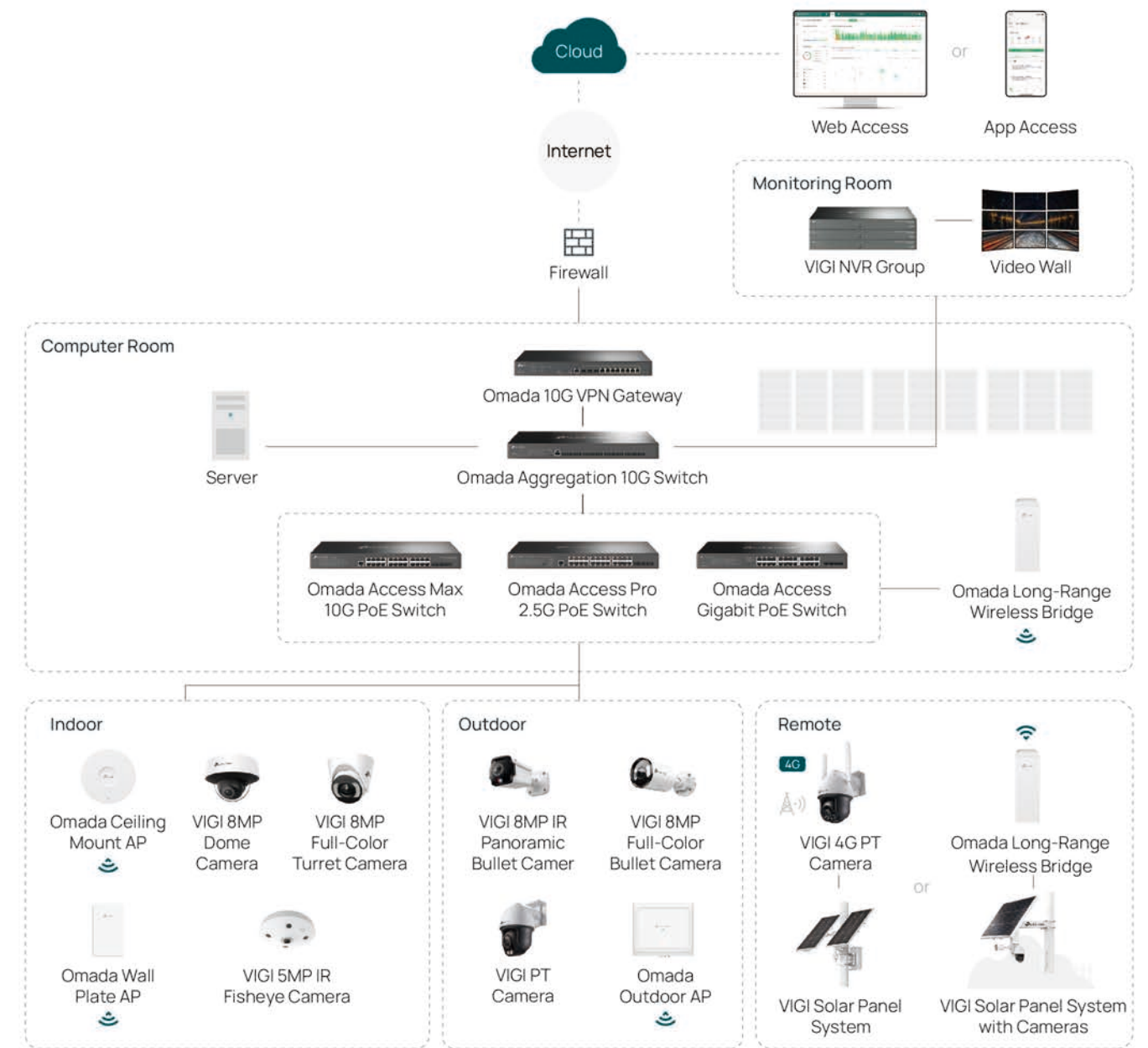
Manage, troubleshoot, and access support for Omada networking and VIGI surveillance with the two-in-one Omada Central platform. Utilizing a single vendor's comprehensive solution offers a more competitive total cost of ownership, agile product selections and convenient support.

For MSPs, SIs, and installers managing both networking and surveillance projects, our Omada networking and VIGI surveillance solutions will exceed your expectations. Omada Central simplifies setup, management, and maintenance.

For those previously focused on surveillance, we offer an easy way to expand into networking. Grow your business effortlessly without needing extensive networking expertise.



## A Unified System for Your Network and Surveillance



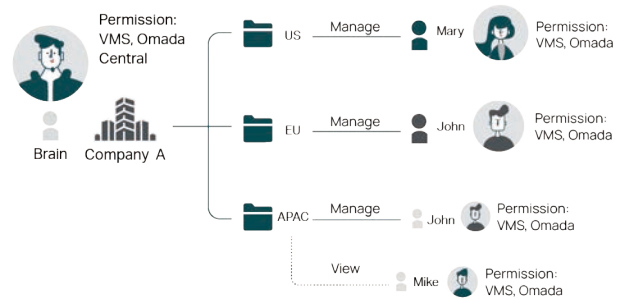
## Unified Management in One System

Unified and Visualized Management for Higher Efficiency

Manage, monitor, and maintain your network and surveillance devices across all sites with a single interface.



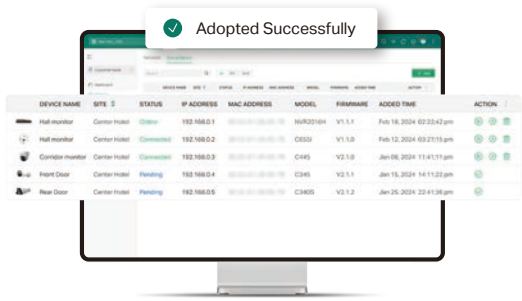
Assign Different Management Roles  
Multi-Customer Management, Multi-Account Management, Multi-Site Management, Multi-Person Management, Multi-Role Management, and Multi-Level Permissions



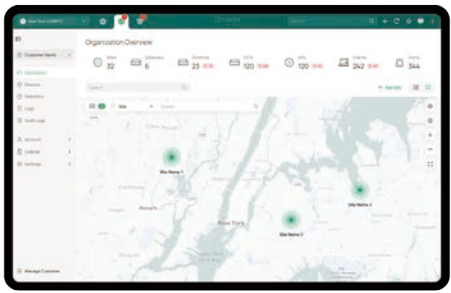
Note: The existing Omada accounts can be directly upgraded to Omada Central accounts without impacting the roles and permissions.

## Simple Deployment and Setup

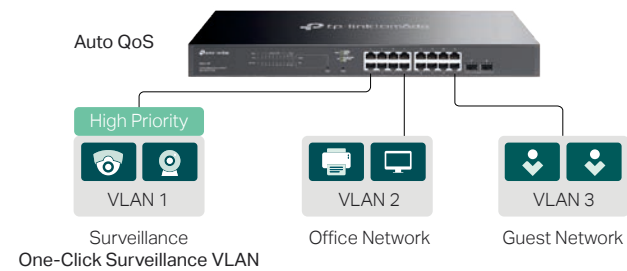
Easy On-Site Setup with Auto Device Identification and One-Click Adoption  
Automatically identifies and one-click adopts cameras and networking devices for fast deployment.



Practical Site Map  
Display site distribution and status visually on the map



One Click to Enhance Security and Quality  
Enhance camera security with one-click Surveillance VLAN and Port Isolation. Auto QoS ensures stable video operation.



## Quick Troubleshooting and Safe Operation

Troubleshoot in One System to Save Time  
A unified platform speeds up camera issue detection and resolution, eliminating the need for two separate systems and saving time and money.



Automatic Topology for Quick Troubleshooting  
Autotomatically identifies the cameras and network devices. Monitor the entire health status and troubleshoot the issues directly from the visualized topology.

Remote Reboot Camera, Automatically or Manually  
Automatically reboot unresponsive cameras with IntelliRecover technology – an enhanced PoE Auto Recovery. Alternatively, reboot cameras manually with one-click PoE port management.

Camera Offline Alarm  
Instant notifications to remotely fix camera issues.

Access Logs and Receive Alert Notifications at Any Time  
Quickly identify network faults, detect threats visually, and receive instant notifications to minimize risks.







## Product Specifications Omada Controllers

Models	Cloud-Based Controller		On-Premises Controller			
	Essentials version	Standard version	Software	OC200 / OC220	OC300	OC400
Product Picture						
Pricing	Free	Device License Fee	Requires Constant PC/Server Operation; Free Cloud Access	Hardware Cost for Every Site; Free Cloud Access		
Characteristics	<ul style="list-style-type: none"><li>Easy Setup, Use, and Maintenance</li><li>Essential Features Without the Complexity Required by Larger-Scale Operations</li></ul>	<ul style="list-style-type: none"><li>Advanced Functions for Professional and Comprehensive Network Settings</li></ul>	<ul style="list-style-type: none"><li>No Hardware Investment</li><li>Flexible On-Premises and Cloud Management</li></ul>	<ul style="list-style-type: none"><li>No Need to Keep Your PC Running</li><li>Flexible On-Premises and Cloud Management</li></ul>		
Designed for	<ul style="list-style-type: none"><li>Surveillance Networking<ul style="list-style-type: none"><li>Hostels</li><li>Villas / Big Houses</li><li>Small Offices</li></ul></li></ul>	<ul style="list-style-type: none"><li>Medium / Large Multi-site Networks<ul style="list-style-type: none"><li>Hotels, Schools, Retail, MDU, Medium to Large Offices</li></ul></li></ul>	<ul style="list-style-type: none"><li>Medium/Large Local Networks<ul style="list-style-type: none"><li>Hotels, Schools, Retail, MDU, Medium to Large Offices</li></ul></li></ul>	<ul style="list-style-type: none"><li>Small/Medium Local Networks<ul style="list-style-type: none"><li>Hotels, Retail, MDU, Small to Medium Offices and Schools</li></ul></li></ul>		
Management Scale	Unlimited	Unlimited	Unlimited (Recommend≤10,000 devices)*	≤100 APs, 10 Gateways, a maximum of 20 Omada Switches, and a maximum of 2 certain DeltaStream GPON OLTs†	≤500 APs, 100 Gateways, a maximum of 100 Switches, and a maximum of 5 certain DeltaStream GPON OLTs†	≤1000 APs, 100 Gateways, a maximum of 200 Omada Switches, and a maximum of 10 certain DeltaStream GPON OLTs†
Manageable Devices	Omada Access Points, Campus / Access / Agile Easy Managed Switches, and Gateways†					
Zero-Touch Provisioning	✓	✓	✓	✓	✓	✓
System Management	MSP Mode for Multi-Customer Management	-	✓	-	-	-
	Multi-User Privilege Assignment	✓**	✓	✓	✓	✓
	Site Map	✓	✓	✓	✓	✓
	Automatic WLAN Optimization	-	Automatic Channel Selection, Power Adjustment, Bandwidth Allocation, and Frequency Band Deployment.			
	Single Sign-On (SSO)	-	✓	-	✓	✓
	Multi-Site Management	✓	✓	✓	✓	✓
	Batch Configuration	✓	✓	✓	✓	✓
	Wi-Fi Heatmap Simulator	-	✓	✓	✓	✓
Maintenance	Site & Device Template	-	✓	✓	✓	✓
	Topology	✓	✓	✓	✓	✓
	Troubleshooting Tools	SSH / Network Check / Terminal	SSH / Network Check / Terminal / Packet Capture			
	Logs / Alerts	Basic	Advanced			
	Audit Logs	-	✓	✓	✓	✓
Security	Open API	-	✓	✓	✓	✓
	Port Isolation	✓	✓	✓	✓	✓
	Portal Authentication	Simple Password / Voucher / Form Auth / External Portal Server	Simple Password / Voucher / Form Auth / Local User / SMS / Radius Server / External LDAP Server / External Portal Server			
	802.1X	-	✓	✓	✓	✓
	IDS/IPS	-	✓	✓	✓	✓
Configuration	DPI (Deep Packet Inspection)	-	✓	✓	✓	✓
	CLI	-	✓	✓	✓	✓
	VLAN	✓	✓	✓	✓	✓
	Port Management	✓	✓	✓	✓	✓
	PPSK	-	✓	✓	✓	✓
Hardware Design	VPN	WireGuard VPN	L2TP / PPTP / SSL / OpenVPN / IPsec / WireGuard VPN			
	Fast Roaming & Mesh	✓	✓	✓	✓	✓
	Interface	-	-	1 × USB 2.0 Port; 1 × Micro USB Port OC200: 2 × 10/100 Mbps Ethernet Ports OC220: 2 × Gigabit Ethernet Ports	2 × Gigabit Ethernet Ports; 1 × USB 3.0 Port	2 × 10G SFP+ Ports; 4 × Gigabit Ethernet Ports; 2 × USB 3.0 Ports
	Power Supply	-	-	802.3af/at PoE; Micro USB (DC 5 V / Minimum 1A)	100~240 VAC; 50/60 Hz	100~240 VAC; 50/60 Hz; Redundant Power Supply
	Dimensions	-	-	3.9×3.9×1.0 in (100×98×25 mm)	11.6×7.1×1.7 in (294×180×44 mm)	17.3×7.1×1.7 in (440×180×44 mm)
Environment	Installation	-	-	-	Desktop / Rackmount	Rackmount
	Environment	-	-	-	Operating Temperature: 0~40 °C (32~104 °F); Storage Temperature: -40~70 °C (-40~158 °F); Operating Humidity: 10~90% RH non-condensing; Storage Humidity: 5~90% RH non-condensing	

\*Actual management scale of the Omada Software Controller depends on the PC/server's hardware specifications  
\*\*When using Omada Cloud Essentials, all users are assigned with default network permissions. Customized permissions are not supported during configuration.  
†The number of supported Omada switches decreases by 5 for each DeltaStream GPON OLT added. The DeltaStream GPON OLTs supported by the controller are DS-P7001-04 and DS-P7001-08.  
‡Omada Unmanaged switches, Accessories, and 3-in-1 Integrated Gateways are not supported by Omada controllers. In addition, Omada DSL Gateways, Omada L3 Switches, Omada GPON AP, and DeltaStream OLT are not supported by Omada Cloud Essentials.







Omada Wi-Fi 7 Ceiling Mount Access Points

		Ceiling Mount AP					
Wi-Fi Class		US: BE22000 EU: BE19000	US: BE21000 EU: BE18000	US: BE15000 EU: BE12000	US: BE11000 EU: BE9300		US: BE5000 EU: BE3600
Product Picture							
Model		EAP783	EAP782 HD <sup>†</sup>	EAP787 <sup>†</sup>	EAP773	EAP772	EAP723
Main Design	Spatial Streams	4+4+4	2+4+4	2+4+2	2+2+2	2+2+2	2+2
	Wi-Fi Speed (2.4 GHz)	1376 Mbps	688 Mbps	688 Mbps	574 Mbps	688 Mbps (v2) 574 Mbps (v1)	688 Mbps
	Wi-Fi Speed (5 GHz)	8647 Mbps (US version) 5765 Mbps (EU version)	8647 Mbps (US version) 5765 Mbps (EU version)	8647 Mbps (US version) 5765 Mbps (EU version)	4324 Mbps (US version) 2882 Mbps (EU version)	4324 Mbps (US version) 2882 Mbps (EU version)	4324 Mbps (US version) 2882 Mbps (EU version)
	Wi-Fi Speed (6 GHz)	11529 Mbps	11529 Mbps	5765 Mbps	5765 Mbps	5765 Mbps	-
	Ethernet Ports	2× 10G	2× 10G	1× 10G	1× 10G	1× 2.5G	1× 2.5G
	Bluetooth	✓	✓	✓	✓	✓	✓
	Power Supply	802.3bt PoE or DC	802.3bt PoE or DC	802.3at PoE or DC	802.3at PoE or DC	802.3at PoE or DC	802.3at PoE or DC
	Power Adapter in the Box	-	-	-	-	-	-
	Dimensions	φ11.0×1.8 in (φ280×45 mm)			φ8.7×1.3 in (φ220×32.5 mm)		φ6.3×1.4 in (φ160×36.7 mm)
	Mounting	Ceiling / Wall mounting (Kits included)					
	Coverage	2150 ft² (200 m²)	TBD	Ultra Range	1500 ft² (140 m²)	1500 ft² (140 m²)	1500 ft² (140 m²)
	Concurrent Clients	640	1000+	TBD	380+	380+	250+
Wireless Functions	Wi-Fi 7 Technology	Multi-Link Operation (MLO), 320MHz Channel Width on 6 GHz Band, 4K-QAM, Multi-RU					MLQ, 4K-QAM, Multi-RU
	Wi-Fi 6 Technology	4× Longer OFDM Symbol, OFDMA, BSS Coloring, MU-MIMO					
	Dedicated RF Scanning	-	✓	✓	-	-	-
	PPSK	✓	✓	✓	✓	✓	✓
	Mesh & Fast Roaming*	✓	✓	✓	✓	✓	✓
Security	Captive Portal*	Simple Password / Voucher / Form Auth / Local User / SMS / Radius Server / External LDAP Server / External Portal Server					
	ACL	✓	✓	✓	✓	✓	✓
	8021X	✓	✓	✓	✓	✓	✓
	WPA3	✓	✓	✓	✓	✓	✓
Management	Omada Centralized Management	Omada Cloud Web UI, Web Browser, Omada App					
	Standalone Management	Web Browser, Omada App					











\*These functions require the use of Omada controllers.  
†These products are being developed. The corresponding product images and specifications may vary.

Omada Wi-Fi 7 Wall Plate and Outdoor Access Points

		Wall Plate APs		Outdoor APs	
Wi-Fi Class		US: BE5000 EU: BE3600		US: BE11000 EU: BE9300	US: BE5000 EU: BE3600
Product Picture					
Model		EAP725-Wall	EAP720-Wall <sup>†</sup>	EAP772-Outdoor	EAP725-Outdoor <sup>†</sup>
Main Design	Spatial Streams	2+2	2+2	2+2+2	2+2
	Wi-Fi Speed (2.4 GHz)	688 Mbps	688 Mbps	688 Mbps	688 Mbps
	Wi-Fi Speed (5 GHz)	4324 Mbps (US version) 2882 Mbps (EU version)	4324 Mbps (US version) 2882 Mbps (EU version)	4324 Mbps (US version) 2882 Mbps (EU version)	4324 Mbps (US version) 2882 Mbps (EU version)
	Wi-Fi Speed (6 GHz)	-	-	5765 Mbps	-
	Ethernet Ports	2× 2.5G, 2× 1G	2× 2.5G	1× 2.5G	1× 2.5G
	Dual-Polarized Antennas	-	-	✓	-
	Bluetooth	✓	✓	✓	✓
	Power Supply	802.3at/bt PoE**	802.3af/at PoE**	802.3at PoE	802.3at PoE
	PoE Pass-through	✓	✓	-	-
	Power Adapter in the Box	-	-	-	-
	Dimensions	5.6×3.4×1.6 in (143×86×40 mm)	3.4×3.4×1.7 in (86×86×40 mm)	9.0×8.2×2.7 in (230×207.5×69.7 mm)	TBD
	Mounting	Wall Plate Mounting (Compatible with 86 mm wall junction box and Standard EU/US wall junction box. Kits included)			
	Coverage	600 ft² (50 m²)	TBD	3200 ft² (300 m²)	TBD
	Concurrent Clients	250+	TBD	380+	TBD
	Weatherproof	-	-	IP68	IP67
	Special Features	-	-	GNSS	External Antennas
Wireless Functions	Wi-Fi 7 Technology	4K-QAM, Multi-RU		Multi-Link Operation (MLO), 320MHz Channel Width on 6 GHz Band, 4K-QAM, Multi-RU	4K-QAM, Multi-RU
	Wi-Fi 6 Technology	4× Longer OFDM Symbol, OFDMA, BSS Coloring, MU-MIMO			
	PPSK	✓	✓	✓	✓
	Mesh & Fast Roaming*	✓	✓	✓	✓
	AP Mode	✓	✓	✓	✓
Security	Captive Portal*	Simple Password / Voucher / Form Auth / Local User / SMS / Radius Server / External LDAP Server / External Portal Server			
	ACL	✓	✓	✓	✓
	8021X	✓	✓	✓	✓
	WPA3	✓	✓	✓	✓
Management	Omada Centralized Management	Omada Cloud Web UI, Web Browser, Omada App			
	Standalone Management	Web Browser, Omada App			







\*These functions require the use of Omada controllers.  
\*\*802.3bt PoE (EAP725-Wall) and 802.3at (EAP720-Wall) power supply is required when PoE pass-through of these access points is used.  
†These products are being developed. The corresponding product images and specifications may vary.

Omada Wi-Fi 6 Ceiling Mount Access Points

		Ceiling Mount AP									
Wi-Fi Class		AX6000	AX5400		AX3600	AX3000			AX1800		
Product Picture											
Model		EPA683 UR	EAP673	EAP670	EAP660 HD	EAP653 UR	EAP653	EAP650	EAP620 HD	EAP613	EAP610
Packs		1-pack	1-pack	1-pack	1-pack	1-pack	1-pack, 5-pack	1-pack	1-pack	1-pack, 5-pack	1-pack
Main Design	Spatial Streams	4+4	2+4	2+4	4+4	2+2	2+2	2+2	2+2	2+2	2+2
	Wi-Fi Speed (2.4 GHz)	1148 Mbps	574 Mbps	574 Mbps	1148 Mbps	574 Mbps	574 Mbps	574 Mbps	574 Mbps	574 Mbps	574 Mbps
	Wi-Fi Speed (5 GHz)	4804 Mbps	4804 Mbps	4804 Mbps	2402 Mbps	2402 Mbps	2402 Mbps	2402 Mbps	1201 Mbps	1201 Mbps	1201 Mbps
	Ethernet Ports	1× 2.5G	1× 2.5G	1× 2.5G	1× 2.5G	1× GE	1× GE	1× GE	1× GE	1× GE	1× GE
	Bluetooth	✓	✓	✓	✓	✓	-	-	-	-	-
	Power Supply	802.3at PoE or DC				802.3at PoE or 48V Passive PoE or DC					
	DC Power Adapter in the Box	-	-	✓	✓	-	-	✓	✓	-	✓
	Dimensions (W×D×H)	φ8.7×1.3 in (φ220×32.5 mm)				φ6.3×1.3 in (φ160×33.6 mm)					
	Mounting	Ceiling / Wall / Junction Box Mounting (Kits included)									
	Coverage	2000 ft² (185 m²)	1500 ft² (140 m²)	1500 ft² (140 m²)	2150 ft² (200 m²)	1500 ft² (140 m²)	1500 ft² (140 m²)	1500 ft² (140 m²)	1500 ft² (140 m²)	1250 ft² (115 m²)	1250 ft² (115 m²)
Concurrent Clients	500+	250+	250+	1000+	250+	250+	250+	1000+	250+	250+	
Wireless Functions	HE160	✓	✓	✓	-	✓	✓	✓	-	-	-
	Wi-Fi 6 Technology	1024-QAM, 4× Longer OFDM Symbol, OFDMA, BSS Coloring, MU-MIMO									
	PPSK	✓	✓	✓	✓	✓	✓	✓	✓	✓	✓
	Mesh & Fast Roaming*	✓	✓	✓	✓	✓	✓	✓	✓	✓	✓
Security	Captive Portal*	Simple Password / Voucher / Form Auth / Local User / SMS / Radius Server / External LDAP Server / External Portal Server									
	ACL	✓	✓	✓	✓	✓	✓	✓	✓	✓	✓
	802.1X	✓	✓	✓	✓	✓	✓	✓	✓	✓	✓
	WPA3	✓	✓	✓	✓	✓	✓	✓	✓	✓	✓
Management	Omada Centralized Management	Omada Cloud Web UI, Web Browser, Omada App									
	Standalone Management	Web Browser, Omada App									

\*These functions require the use of Omada controllers.








Omada Wi-Fi 5 / 4 Ceiling Mount Access Points

		Ceiling Mount APs					
		Wi-Fi 5				Wi-Fi 4	
Wi-Fi Class		AC1750		AC1350		N300	
Product Picture							
Model		EAP265 HD	EAP245	EAP225	EAP223	EAP115	EAP110
Packs		1-pack	1-pack, 5-pack	1-pack	1-pack	1-pack	1-pack
Main Design	Spatial Streams	3+3	3+3	2+3	2+3	2	2
	Wi-Fi Speed (2.4 GHz)	450 Mbps	450 Mbps	450 Mbps	450 Mbps	300 Mbps	300 Mbps
	Wi-Fi Speed (5 GHz)	1300 Mbps	1300 Mbps	867 Mbps	867 Mbps	-	-
	Ethernet Ports	2× GE	2× GE	1× GE	1× GE	1× 10/100 Mbps	1× 10/100 Mbps
	Smart Antennas	-	-	-	-	-	-
	Bluetooth	-	-	-	-	-	-
	Power Supply	802.3af PoE or Passive PoE		802.3af PoE or Passive PoE	802.3af PoE or Passive PoE	802.3af PoE or DC	24V Passive PoE
	Power Adapter in the Box	Passive PoE Adapter	Passive PoE Adapter	Passive PoE Adapter	-	DC Adapter	Passive PoE Adapter
	Dimensions	8.1 × 7.1 × 1.5 in (205.5×181×37.1 mm)				7.5×6.8×1.2 in (189.4×172.3×29.5 mm)	
	Mounting	Ceiling / Wall mounting (Kits included)					
	Coverage	1500 ft² (140 m²)	1500 ft² (140 m²)	1250 ft² (115 m²)	1250 ft² (115 m²)	650 ft² (60 m²)	650 ft² (60 m²)
	Concurrent Clients	640	220+	220+	220+	100	100
Wireless Functions	PPSK	✓	✓	✓	✓	✓	✓
	Mesh & Fast Roaming*	✓	✓	✓	✓	-	-
Security	Captive Portal*	Simple Password / Voucher / Form Auth / Local User / SMS / Radius Server / External LDAP Server / External Portal Server					
	ACL	✓	✓	✓	✓	✓	✓
	802.1X	✓	✓	✓	✓	✓	✓
	WPA3	-	-	-	-	-	-
Management	Omada Centralized Management	Omada Cloud Web UI, Web Browser, Omada App					
	Standalone Management	Web Browser, Omada App					

\*These functions require the use of Omada controllers.














Omada Wi-Fi 6 / 5 / 4 Wall Plate Access Points

		Wi-Fi Extender	Wall Plate APs					
		Wi-Fi 6	Wi-Fi 6			Wi-Fi 5		Wi-Fi 4
Wi-Fi Class		AX5400	AX3000		AX1800	AC1200		N300
Product Picture								
Model		EAP673-Extender	EAP655-Wall	EAP650-Wall	EAP615-Wall	EAP235-Wall	EAP230-Wall	EAP115-Wall
Packs		1-pack	1-pack	1-pack	1-pack, 5-pack (EU)	1-pack	1-pack	1-pack
Main Design	Spatial Streams	2+4	2+2	2+2	2+2	2+2	2+2	2
	Wi-Fi Speed (2.4 GHz)	574 Mbps	574 Mbps	574 Mbps	574 Mbps	300 Mbps	300 Mbps	300 Mbps
	Wi-Fi Speed (5 GHz)	4804 Mbps	2402 Mbps	2402 Mbps	1201 Mbps	867 Mbps	867 Mbps	-
	Ethernet Ports	1× GE	4× GE	2× GE	4× GE	4× GE	2× GE	2× 10/100 Mbps
	Power Supply	100~240 VAC; 50/60 Hz (AC Plug)	802.3af/at PoE**	802.3af PoE	802.3af/at PoE**	802.3af/at PoE**	802.3af PoE	802.3af PoE
	PoE Passthrough	-	✓	-	✓	✓	-	-
	Dimensions (W×D×H)	6.3×3.1×1.5 in (160×80×37.8 mm) Excluding Antennas	5.6×3.4×1.7 in (143×86×42.6 mm)	3.4×3.4×1.7 in (86×86×42.2 mm)	5.6×3.4×0.8 in (143×86×19.7 mm)		3.4×3.4×1.2 in (86.8×86.8×30.2 mm)	
	Mounting	AC Plug	Wall Plate Mounting (Compatible with 86 mm wall junction box and Standard EU/US wall junction box. Kits included)	Wall Plate Mounting (Compatible with 86 mm wall junction box and Standard EU wall junction box. Kits included)	Wall Plate Mounting (Compatible with 86 mm wall junction box and Standard EU/US wall junction box. Kits included)	Wall Plate Mounting (Compatible with 86 mm wall junction box and Standard EU/US wall junction box. Kits included)	Wall Plate Mounting (Compatible with 86 mm wall junction box and Standard EU wall junction box. Kits included)	
	Coverage	1500 ft² (140 m²)	600 ft² (50 m²)	450 ft² (40 m²)	600 ft² (50 m²)	300 ft² (25 m²)	300 ft² (25 m²)	300 ft² (25 m²)
	Concurrent Clients	250+	120+	120+	120+	200	200	100
Wireless Functions	HE160	✓	✓	✓	-	-	-	-
	Wi-Fi 6 Technology	1024-QAM, 4× Longer OFDM Symbol, OFDMA, BSS Coloring				-	-	-
	MU-MIMO	✓	-	✓ (v2) - (v1)	✓	✓	✓	-
	Mesh*	✓	✓	✓	✓	-	-	-
	PPSK	✓	✓	✓	✓	✓	✓	✓
Security	Fast Roaming*	✓	✓	✓	✓	-	-	✓
	Captive Portal*	Simple Password / Voucher / Form Auth / Local User / SMS / Radius Server / External LDAP Server / External Portal Server						
	ACL	✓	✓	✓	✓	✓	✓	✓
	8021X	✓	✓	✓	✓	✓	✓	✓
Management	WPA3	✓	✓	✓	✓	-		
	Omada Centralized Management	Omada Cloud Web UI, Web Browser, Omada App						
	Standalone Management	Web Browser, Omada App						




\*These functions require the use of Omada controllers.

Omada Wi-Fi 6 / 5 / 4 Outdoor Access Points

		Directional Outdoor APs		Outdoor APs								
		Wi-Fi 6		Wi-Fi 6						Wi-Fi 5	Wi-Fi 4	
Wi-Fi Class		AX3000		AX3600	AX3000	AX1800				AC1200	N300	
Product Picture												
Model		EAP650 D90-Outdoor <sup>1</sup>	EAP650 D30-Outdoor <sup>1</sup>	EAP668-Outdoor HD	EAP650-Outdoor	EAP625-Outdoor HD	EAP623-Outdoor HD	EAP610-Outdoor	EAP603-Outdoor	EAP225-Outdoor	EAP113-Outdoor	EAP110-Outdoor
Main Design	Spatial Streams	2+2	2+2	4+4	2+2	2+2	2+2	2+2	2+2	2+2	2	2
	Wi-Fi Speed (2.4 GHz)	574 Mbps	574 Mbps	1148 Mbps	574 Mbps	574 Mbps	574 Mbps	574 Mbps	574 Mbps	300 Mbps	300 Mbps	300 Mbps
	Wi-Fi Speed (5 GHz)	2402 Mbps	2402 Mbps	2402 Mbps	2402 Mbps	1201 Mbps	1201 Mbps	1201 Mbps	1201 Mbps	867 Mbps	-	-
	Ethernet Ports	1× GE	1× GE	1× 10G SFP+, 1× 2.5G 802.3at/bt PoE Input, 1× GE 802.3at PoE Output	1× GE	1× GE	1× GE	1× GE	1× GE	1× GE	1× 10/100 Mbps	1× 10/100 Mbps
	Bluetooth	✓	✓	✓	-	-	-	-	-	-	-	-
	Power Supply	802.3at PoE or 48V Passive PoE		802.3at/bt PoE	802.3at PoE or 48V Passive PoE					802.3af PoE or 24V Passive PoE	802.3af PoE or 48V Passive PoE	24V Passive PoE
	Passive PoE Adapter in the Box	-	-		✓	-	-	✓	✓	✓	-	✓
	Dimensions (W×D×H, without antenna & mounting kit)	9.1×8.2×2.7 in (230×207.5×69.7 mm)		12.3×9.4×3.1 in (312×240×80 mm)	11.0×4.2×2.2 in (280.4×106.5×56.8 mm)	11.0×7.2×2.2 in (280.4×182.2×56.9 mm)	11.0×4.2×2.2 in (280.4×106.5×56.8 mm)		6.9×4.0×1.5 in (174.8×100.4×38.7 mm)	8.5×1.8×1.1 in (215×46×27 mm)		
	Mounting	Pole / Wall Mounting (Kits Included)										
	Concurrent Clients	256	256	1000+	256	1024	1024	256	250+	228	100	100
	Weatherproof	IP67	IP67	IP68	IP67	IP67	IP67	IP67	IP65	IP65	IP65	IP65
	Operating Temperature	-30~70 °C (-22~158 °F)		-40~70 °C (-40~158 °F)		-30~70 °C (-22~158 °F)						
	Antenna Beamwidth	120°	30°	Omnidirectional								
	Special Features	Directional Antennas	Directional Antennas	External Antennas	-	External Antennas	-	-	External Antennas	-	-	
Wireless Functions	HE160	✓	✓		✓	-	-	-		-	-	-
	Wi-Fi 6 Technology	1024-QAM, 4× Longer OFDM Symbol, OFDMA, BSS Coloring, MU-MIMO								-	-	-
	PPSK	✓	✓	✓	✓	✓	✓	✓	✓	✓	✓	✓
	Mesh & Fast Roaming*	✓	✓	✓	✓	✓	✓	✓	✓	✓	-	-
	Repeater Mode	-	-	✓	✓	✓	✓	✓	✓	✓	✓	✓
Security	Captive Portal*	Simple Password / Voucher / Form Auth / Local User / SMS / Radius Server / External LDAP Server / External Portal Server										
	ACL	✓	✓	✓	✓	✓	✓	✓	✓	✓	✓	✓
	802.1X	✓	✓	✓	✓	✓	✓	✓	✓	✓	✓	✓
	WPA3	✓	✓	✓	✓	✓	✓	✓	✓	-	-	-
Management	Omada Centralized Management	Omada Cloud Web UI, Web Browser, Omada App										
	Standalone Management	Web Browser, Omada App										

\*These functions require the use of Omada controllers.

Omada Outdoor Wireless Bridges

	Outdoor Bridge		
	Wi-Fi 5		Wi-Fi 4
Wi-Fi Class	AC867		N300
Product Picture			
Model	EAP215-Bridge KIT	EAP211-Bridge KIT	EAP115-Bridge KIT
Max Wi-Fi Speed (5 GHz)*	867 Mbps	867 Mbps	300 Mbps
Max Wireless Distance*	3.1 mi (5 km)	0.62 mi (1 km)	3.1 mi (5 km)
Beamwidth (Horizontal × Vertical)	43°×18° (v3)	60°×30° (v3)	43°×18° (v3)
Antenna Gain	2× 14 dBi (5 GHz, v3)	2× 10 dBi (5 GHz, v3)	2× 14 dBi (5 GHz, v3)
Ethernet Ports	3× GE	3× GE	3× 10/100 Mbps
Power Supply	v3: 12V DC or 802.3af PoE or Passive PoE		
Mounting	Pole Mounting (Accessories included) Wall Mounting (Optional)		
Weatherproof	IP65	IP65	IP65
Dimensions (W×D×H, without mounting kit)	8.8×3.1×2.4 in (224×79×60 mm)		
Operating Temperature	-30~70 °C (-22~158 °F)		
Lightning Protection	6 kV		
Wind Resistance	√		
Fast Roaming	√ (80211r)		
Omada Centralized Management	Omada Cloud Web UI, Web Browser, Omada App		
Standalone Management	Web Browser, Omada App		

Installation Kit for Omada Access Points



**TL-APM200**  
Applicable for outdoor access points, wireless Bridges, CPE, Cameras, etc.  
Pole and Wall Mounting

- Enhanced stability for devices up to 11 pounds
- 150° adjustable
- Waterproof for outdoor use



**APM-110**  
Pole and Wall Mounting Kit for EAP668-Outdoor HD

- Rotate horizontally -45°~+45°
- Rotate vertically -90°~+90°



**APM-100**  
Pole and Wall Mounting Kit for EAP668-Outdoor HD

- Rotate horizontally -45°~+45°
- Rotate vertically -45°~+45°



**APM-300**  
Allows the Wall Plate Access Points to be installed on desktop

Compatible with:

- EAP725-Wall
- EAP720-Wall
- EAP655-Wall
- EAP650-Wall
- EAP615-Wal








**OJB-100**  
Solves the problem of Wall AP's installation difficulties on walls where network cables are not pre-installed or where the concealed cable box is small

Compatible with:

- EAP725-Wall
- EAP655-Wall
- EAP615-Wall

Omada Desktop Access Points and GPON Access Points

		Desktop AP	GPON Desktop APs		GPON Wall Plate APs	
		Wi-Fi 6	Wi-Fi 6		Wi-Fi 6	
Wi-Fi Class		AX3000	AX3000	AX1800	AX1800	
Product Picture						
Model		EAP650-Desktop	EAP650GP-Desktop	EAP610GP-Desktop	EAP625GP-Wall	EAP615GP-Wall
Main Design	Spatial Streams	2+2	2+2	2+2	2+2	2+2
	Wi-Fi Speed (2.4 GHz)	574 Mbps	574 Mbps	574 Mbps	574 Mbps	574 Mbps
	Wi-Fi Speed (5 GHz)	2402 Mbps	2402 Mbps	1201 Mbps	1201 Mbps	1201 Mbps
	Ports	4× GE RJ45, 1× RJ11	4× GE RJ45, 1× RJ11, 1× PON	4× GE RJ45, 1× RJ11, 1× PON	2× GE RJ45, 1× RJ11, 1× PON	2× GE RJ45, 1× RJ11, 1× PON
	Power Supply	802.3 af/at/bt PoE** or DC	DC		100~240 VAC; 50/60 Hz (AC Plug)	
	DC Power Adapter in the Box	√	√	√	-	-
	PoE Out	One RJ45 supports PoE out	Two RJ45 support 802.3af PoE Out	One RJ45 supports PoE out	One RJ45 supports PoE out	-
	Dimensions (W×D×H)	6.9×5.5×1.3 in (175×140×33 mm)				5.6×3.4×1.5 in (143×86×37.6 mm)
	Mounting	Desktop / Wall-Mounting (Kits Included)				Wall Plate Mounting (Kits Included)
Wireless Functions	HE160	√	√	-	-	-
	Wi-Fi 6 Technology	1024-QAM, 4× Longer OFDM Symbol, OFDMA, BSS Coloring, MU-MIMO				
	PPSK	√	√	√	√	√
	Mesh & Fast Roaming*	√	√	√	√	√
Security	Captive Portal*	Simple Password / Voucher / Form Auth / Local User / SMS / Radius Server / External LDAP Server / External Portal Server				
	ACL	√	√	√	√	√
	8021X	√	√	√	√	√
	WPA3	√	√	√	√	√
Management	Omada Centralized Management	Omada Cloud Web UI, Web Browser, Omada App				
	Standalone Management	Web Browser, Omada App				











\*These functions require the use of Omada controllers.  
\*\*PoE Out on the EAP650-Desktop requires an 802.3at/bt PoE power supply: provides 802.3at/af output with 802.3bt input and 802.3af Class 2 output with 802.3at input.



Omada Switches Overview





Omada Switch Series	Campus	Aggregation	Access				Agile	Unmanaged
			Access Max	Access Pro	Access Plus	Access Plus		
Types	L3 Switch	L2 with Full Fiber Ports	L2 with 10G Downlink and 10G Uplink	L2 with 2.5G Downlink and 10G Uplink	L2 with 1G Downlink and 10G Uplink	L2 with 1G Downlink and 1G Uplink	Easy Managed Switch	Unmanaged Switch
Characteristics	<ul style="list-style-type: none"><li>• Rackmount Design with 28 to 54 Ports</li><li>• Up to 25G Ports</li><li>• L3 Features and Stacking</li></ul>	<ul style="list-style-type: none"><li>• Full SFP+ / SFP Slots, Ideal for Aggregation Layer</li><li>• Rackmount Design with 8 to 32 Ports</li></ul>	<ul style="list-style-type: none"><li>• Full 10G Speeds</li></ul>	<ul style="list-style-type: none"><li>• 2.5G Downlink and 10G Uplink</li></ul>	<ul style="list-style-type: none"><li>• Rackmount Design with 28 or 52 Ports</li></ul>	<ul style="list-style-type: none"><li>• Gigabit Speeds</li><li>• Desktop and Rackmount Design with 5 to 52 Ports</li><li>• Comprehensive Product Portfolio</li></ul>	<ul style="list-style-type: none"><li>• Easy to Use with Plug and Play</li><li>• Abundant Features Designed for Cameras</li></ul>	<ul style="list-style-type: none"><li>• Plug and Play</li><li>• Physical DIP Switch for Surveillance</li></ul>
Ideal Scenarios	<ul style="list-style-type: none"><li>• Medium and Large Business</li><li>• Hybrid Surveillance and Networking with High PoE Budget and Enhanced Stability</li></ul>	<ul style="list-style-type: none"><li>• Small and Medium Businesses</li><li>• Hybrid Surveillance and Network</li></ul>				<ul style="list-style-type: none"><li>• Surveillance</li><li>• SOHO and Prosumers</li></ul>	<ul style="list-style-type: none"><li>• Surveillance</li><li>• SOHO and Prosumers</li></ul>	
Omada Cloud Management	✓	✓	✓	✓	✓	✓	✓	-
Surveillance Features	QoS, 820ft PoE under Extend Mode, PoE Auto Recovery, Port Isolation, Priority Mode, Port Management for Remote Camera Reboot, Loop Detection, VLAN						QoS, Physical DIP Switch for Extend Mode, Isolation Mode, Priority Mode, and PoE Auto Recovery	
L2+ Features	Static Routing, STP/RSTP/MSTR, ACL, 8021X, CLI, SNMP, CLI Configuration, and More						-	-
Stacking	Physical Stacking	-	-	-	-	-	-	-
L3 Features	OSPF, PIM-SM/DM, VRRP, and More	-	-	-	-	-	-	-

Omada Stackable Campus Switches





		10G with 25G Uplink	1G with 10G Uplink (PoE)				1G with 10G Uplink (Non-PoE)				
Product Picture											
Model		SX6632YF	SG6654XHP	SG6428XHP	SG5452XMPP	SG5428XMPP	SG6654X	SG6428X	SG5452X	SG5428X	SG5428XF
Physical Stacking		Standalone Mode: 8; Controller Mode: 4			Standalone Mode: 4; Controller Mode: 4		Standalone Mode: 8; Controller Mode: 4		Standalone Mode: 4; Controller Mode: 4		
Hardware	Gigabit RJ45 Ports	-	48, all support PoE	24, all support PoE	48, all support PoE	24, all support PoE	48	24	48	24	-
	Gigabit SFP Slots	-	-	-	-	-	-	-	-	-	20× SFP, 4× RJ45/SFP Combo
	10G SFP+ Slots	26	6	4	4	4	6	4	4	4	4
	25G SFP28 Slots	6	-	-	-	-	-	-	-	-	-
	USB Ports	2× USB 3.0	2× USB 2.0	2× USB 2.0	1× USB 2.0	1× USB 2.0	2× USB 2.0	2× USB 2.0	1× USB 2.0	1× USB 2.0	1× USB 2.0
	Console Port	1× RJ45/Type C-USB Combo Console Port									
	Management Port	1× RJ45 Management Port			-	-	1× RJ45 Management Port		-	-	-
	Power Supply	100-240 VAC, 50/60 Hz									
	1+1 RPS (Redundant Power Supply)	Optional 1+1 RPS (field-replaceable and hot-swappable)*			-	-	Fixed 1+1 RPS		-	-	Fixed 1+1 RPS
	Fans	4× Fans (field-replaceable and hot-swappable)			3× Fans (fixed)	3× Fans (fixed)	4× Fans (fixed)		Fanless	Fanless	1× Fan
	Dimensions (W×D×H)	17.3×15.0×1.7 in (440×380×44 mm)	17.3×16.5×1.7 in (440×420×44 mm)		17.3×13.0×1.7 in (440×330×44 mm)		17.3×15.0×1.7 in (440×380×44 mm)		17.3×8.7×1.73 in (440×220×44 mm)		
	Installation	Rackmount (Kits Included)									
	Operating Temperature	-5 °C to 50 °C		-5 °C to 45 °C			-5 °C to 50 °C		-5 °C to 45 °C		
	Switching Capacity (Gbps)	820	216	128	176	128	216	128	176	128	128
PoE	PoE Standard	-	802.3af/at		802.3af/at/bt (type 3/4)		-	-	-	-	-
	PoE Port	-	48× PoE+	24× PoE+	8× PoE++ (up to 90W per port), 40× PoE+	8× PoE++ (up to 90W per port), 16× PoE+	-	-	-	-	-
	PoE Power Budget	-	Up to 1440W*	Up to 720W*	770W	500W	-	-	-	-	-
	PoE Auto Recovery	-	✓	✓	✓	✓	-	-	-	-	-
L3 Features	VRRP, ECMP, PIM-SM/DM, PBR	✓	✓	✓	-	-	✓	✓	-	-	-
	Other	ERPS, RIP, OSPF, Static Routing, DHCP Server									
L2 Features		802.1Q / MAC VLAN / Protocol VLAN / GVRP / Voice VLAN, IGMP Snooping / Multicast VLAN Registration (MVR) / MLD Snooping / Fast Leave / Querier, Multicast, STP/ RSTP/MSTP, Loopback Detection, IPv6, QinQ, MAC Flapping, Rate Limit, Port Isolation, Port Mirroring, Static LAG / LACP, DHCP Snooping									
Security		DoS Defend, Access Control List, IMPB, Storm Control, Port Security, SSH & SSL, IP Source Guard, Dynamic ARP Inspection, IEEE 802.1X Authentication									
System Management	Omada Centralized Management	Omada Cloud Web UI, CLI, Omada App									
	Standalone Mode	Web UI, CLI, SPAN/ RSPAN, sFlow, Cable Diagnostics, SNMP									

\*The L3 PoE switch comes with one power module by default, offering a PoE budget of 764W (SG6654XHP) and 402W (SG6428XHP). An additional field-replaceable redundant power supply module can be purchased separately, expanding the PoE budget to 1,440W for SG6654XHP (with a second PSM900-AC module) and 720W for SG6428XHP (with a second PSM900-AC or PSM500-AC module).




Omada Power Supply Modules for Campus Switches

	Power Supply Modules for Campus Switches			
Product Picture				
Model	PSM500-AC	PSM900-AC	PSM550-AC	PSM550-DC
Power Input	100 V-240 V~ 50/60 Hz 8A	100-120V ~ 50/60Hz 12A or 121-240V~ 50/60Hz 10A (vary from locations)	100 V-240 V~ 50/60 Hz 7A	48V DC input
Output Voltage	53.5 VDC	53.5 VDC	12 VDC	12 VDC
Max Output Current	9.35 A	16.5 A	45 A	45 A
Max Output Power	500 W	900 W	550 W	550 W
Suitable Models	SG6654XHP, SG6428XHP		SX6632YF	
Fan	✓	✓	✓	✓
Dimensions	259.5×95.8×40.1 mm	259.5×95.8×40.1 mm	185×73.5×40.0 mm	185×73.5×40.0 mm
Operating Temperature	0-45 °C (32-113 °F)			






Omada Aggregation Switches

		Full Fiber Ports			
Product Picture					
Hardware	Model	SX3032F	SX3016F	SX3008F	SG3428XF
	Gigabit SFP Slots	-	-	-	20
	Gigabit RJ45/SFP Combo Ports	-	-	-	4
	10G SFP+ Slots	32	16	8	4
	Console Ports	1 (RJ45) + 1 (Micro-USB)			
	Power Supply	100-240 VAC, 50/60 Hz			
	RPS (Redundant Power Supply)	✓ (fixed)	✓ (fixed)	-	✓ (fixed)
	Fans	2× Fans	1× Fan	-	1× Fan
	Dimensions(W×D×H)	440×330×44 mm	440×220×44 mm	440×180×44 mm	440×220×44 m
	Installation (Kits Included)	Rackmount	Rackmount	Rackmount	Rackmount
L2+ Features	Operating Temperature	-5-45 °C	0-45 °C	0-50 °C	0-45 °C
	Switching Capacity (Gbps)	640	320	160	128
	Security	DoS Defend, Access Control List, IP + MAC + PORT + VID Binding, Storm Control, Port Security, SSH & SSL, IP Source Guard, Dynamic ARP Inspection, IEEE 802.1X Authentication			
	System Management	Omada Centralized Management			
System Management	Omada Centralized Management	Omada Cloud Web UI, CLI, Omada App			
	Standalone Mode	Web UI, CLI, SPAN/ RSPAN, sFlow, Cable Diagnostics, SNMP			

Omada Access Max Switches






		10G with 10G Uplink		
Product Picture				
Hardware	Model	SX3832MPP	SX3832	SX3206HPP
	10G RJ45 Ports	24, all support PoE	24	4, all support PoE
	10G SFP+ Slots	8	8	2
	Console Ports	1 (RJ45) + 1 (USB Type-C)		
	Power Supply	100-240 VAC, 50/60 Hz		
	Fans	4× Fans	2× Fans	2× Fans
	Dimensions(W×D×H)	440×330×44 mm	440×220×44 mm	294×180×44m
	Installation (Kits Included)	Rackmount	Rackmount	Rackmount /Desktop
	Operating Temperature	-5-45 °C	-5-50 °C	0-50 °C
	Switching Capacity (Gbps)	640	640	120
PoE	PoE Standard	802.3af/at/bt (Type 4)	-	802.3af/at/bt (Type 3)
	PoE Port	24× PoE++ (up to 90W per port)	-	4× PoE++ (up to 60W per port)
	PoE PowerBudget	770W	-	200W
	PoE AutoRecovery	✓	-	✓
L2+ Features		ERPS, Static Routing, QinQ, 802.1Q / MAC VLAN / Protocol VLAN / GVRP / Voice VLAN, IGMP Snooping / Multicast VLAN Registration (MVR) / MLD Snooping / Fast Leave / Querier, Multicast, STP/RSTP/MSTP, Loopback Detection, IPv6, MAC Flapping, Rate Limit, Port Isolation, Port Mirroring, Static LAG / LACP, DHCP Snooping		
Security		DoS Defend, Access Control List, IP + MAC + PORT + VID Binding, Storm Control, Port Security, SSH & SSL, IP Source Guard, Dynamic ARP Inspection, IEEE 802.1X Authentication		
System Management	Omada Centralized Management	Omada Cloud Web UI, CLI, Omada App		
	StandaloneMode	Web UI, CLI, SPAN/ RSPAN, sFlow, Cable Diagnostics, SNMP		

Omada Access Pro Switches





2.5G with 10G Uplink						
Product Picture						
Model		SG3428XPP-M2	SG3428X-M2	SG3218XP-M2	SG3210XHP-M2	SG3210X-M2
Hardware	2.5G RJ45 Ports	24, all support PoE	24	16 (ports 1-8support PoE)	8, all support PoE	8, all support PoE
	10G SFP+ Slots	4	4	2	2	2
	Console Ports	1 (RJ45) + 1 (Micro-USB)				-
	Power Supply	100-240 VAC, 50/60 Hz				
	Fans	3× Fans	1× Fans	2× Fans	2× Fans	Fanless
	Dimensions (W×D×H)	440×330×44 mm	440×180×44 m	440×180×44 mm	440×180×44 mm	226×131.2 ×35 mm
	Installation (Kits Included)	Rackmount	Rackmount	Rackmount	Rackmount	Desktop/WallMounting
	Operating Temperature	0-40 °C	0-40 °C	0-50 °C	0-50 °C	0-40 °C
	Switching Capacity (Gbps)	200	200	120	80	80
PoE	PoE Standard	802.3af/at/bt (Type 3)	-	802.3af/at	802.3af/at	802.3af/at
	PoE Port	8× PoE++ (up to 60W per port), 16× PoE+	-	8× PoE+	8× PoE+	8× PoE+
	PoE Power Budget	500W	-	240W	240W	160W
	PoE Auto Recovery	√	-	√	√	-
L2+ Features		ERPS*, Static Routing, QinQ*, 802.1Q / MAC VLAN / Protocol VLAN / GVRP / Voice VLAN, IGMP Snooping / Multicast VLAN Registration (MVR) / MLD Snooping/ Fast Leave / Querier, Multicast, STP/RSTP/IMSTR, Loopback Detection, IPv6, MAC Flapping, Rate Limit, Port Isolation, Port Mirroring, Static LAG / LACP, DHCP Server, DHCP Snooping				
Security		DoS Defend, Access Control List, IP + MAC + PORT + VID Binding, Storm Control, Port Security, SSH & SSL, IP Source Guard, Dynamic ARP Inspection, IEEE 802.1X Authentication				
System Management	Omada Centralized Management Standalone Mode	Omada Cloud Web UI, CLI, Omada App				
		Web UI, CLI, SPAN/ RSPAN, sFlow, Cable Diagnostics, SNMP				

\*SG2210XMP-M2 doesn't support ERPS and QinQ












Omada Access Plus Switches

1G with 10G Uplink						
Product Picture						
Model		SG3452XMPP	SG3452XP	SG3452X	SG3428XMPP	SG3428X
Hardware	2.5G RJ45 Ports	48, all support PoE	48, all support PoE	48	24, all support PoE	24
	10G SFP+ Slots	4	4	4	4	4
	Console Ports	1 (RJ45) + 1 (Micro-USB)				
	Power Supply	100-240 VAC, 50/60 Hz				
	Fans	3× Fans	3× Fans	Fanless	3× Fans	2× Fans
	Dimensions (W×D×H)	440×330×44 mm	440×330×44 mm	440×220×44 mm	440×330×44 mm	440×180×44 m
	Installation (Kits Included)	Rackmount	Rackmount	Rackmount	Rackmount	Rackmount
	Operating Temperature	0-40 °C	0-40 °C	0-45 °C	0-40 °C	0-45 °C
	Switching Capacity (Gbps)	176	176	176	128	128
PoE	PoE Standard	802.3af/at/bt (Type 4)	802.3af/at	-	802.3af/at/bt (Type 4)	802.3af/at
	PoE Port	8× PoE++ (up to 90W per port), 40× PoE+	48× PoE+	-	8× PoE++ (up to 90W per port), 16× PoE+	24× PoE+
	PoE Power Budget	750W	500W	-	500W	384W
	PoE Auto Recovery	√	√	-	√	√
L2+ Features		ERPS, Static Routing, QinQ, 802.1Q / MAC VLAN / Protocol VLAN / GVRP / Voice VLAN, IGMP Snooping / Multicast VLAN Registration (MVR) / MLD Snooping / Fast Leave / Querier, Multicast, STP/RSTP/IMSTR, Loopback Detection, IPv6, MAC Flapping, Rate Limit, Port Isolation, Port Mirroring, Static LAG / LACP, DHCP Server, DHCP Snooping				
Security		DoS Defend, Access Control List, IP + MAC + PORT + VID Binding, Storm Control, Port Security, SSH & SSL, IP Source Guard, Dynamic ARP Inspection, IEEE 802.1X Authentication				
System Management	Omada Centralized Management Standalone Mode	Omada Cloud Web UI, CLI, Omada App				
		Web UI, CLI, SPAN/ RSPAN, sFlow, Cable Diagnostics, SNMP				

Omada Access Switches

1G					
Product Picture					
Model		SG3452P	SG3452	SG3428MP	SG3428
Hardware	2.5G RJ45 Ports	48, all support PoE	48	24, all support PoE	24
	10G SFP+ Slots	4	4	4	2
	Console Ports	1 (RJ45) + 1 (Micro-USB)			
	Power Supply	100-240 VAC, 50/60 Hz			
	Fans	3× Fans	-	2× Fans	-
	Dimensions (W×D×H)	440×330×44 mm	440×220×44 mm	440×330×44 mm	440×180×44 mm
	Installation (Kits Included)	Rackmount	Rackmount	Rackmount	Rackmount
	Operating Temperature	0-40 °C	0-40 °C	0-45 °C	0-45 °C
	Switching Capacity (Gbps)	104	104	56	56
PoE	PoE Standard	802.3af/at	-	802.3af/at	-
	PoE Port	48× PoE+	-	24× PoE+	-
	PoE Power Budget	384W	-	384W	-
	PoE Auto Recovery	√	-	√	-
L2+ Features		ERPS, Static Routing, QinQ, 802.1Q / MAC VLAN / Protocol VLAN / GVRP / Voice VLAN, IGMP Snooping / Multicast VLAN Registration (MVR) / MLD Snooping / Fast Leave / Querier, Multicast, STP/RSTP/MSTR, Loopback Detection, IPv6, MAC Flapping, Rate Limit, Port Isolation, Port Mirroring, Static LAG / LACP, DHCP Server, DHCP Snooping			
Security		DoS Defend, Access Control List, IP + MAC + PORT + VID Binding, Storm Control, Port Security, SSH & SSL, IP Source Guard, Dynamic ARP Inspection, IEEE 802.1X Authentication			
System Management	Omada Centralized Management Standalone Mode	Omada Cloud Web UI, CLI, Omada App			
		Web UI, CLI, SPAN/ RSPAN, sFlow, Cable Diagnostics, SNMP			







Omada Access Switches

1G												1G Outdoor
Product Picture												
Model		SG2452LP	SG2428P	SG2428LP	SG2218P	SG2218	SG2016P	SG2210MP	SG2210P	SG2008P	SG2008	SG2206MP
Hardware	Gigabit RJ45 Ports	48 (ports 1-32 support PoE)	24, all support PoE	24 (ports 1-16 support PoE)	16, all support PoE	16	16 (ports1-8 support PoE)	8, all support PoE	8, all support PoE	8 (ports1-4 support PoE)	8 (including1 PD Port)	5 (ports1-4 support PoE)
	Gigabit SFP Slots	4	4	4	2		-	2	2	-	-	-
	Power Supply	100-240 VAC, 50/60 Hz					53.5VDC/ 2.43A	100-240 VAC, 50/60 Hz	53.5 VDC / 1.31A	53.5 VDC / 1.31A	12 VDC/1A or PoE	53.5 VDC / 1.31A
	Fans	-	2× Fans	-	v2/2.6: Fanless	-	-	v5: Fanless v5.6: 1× Fan	√	√	√	-
	Dimensions (W×D×H)	440×330 ×44 mm	440×220 ×44 mm	440×220 ×44 mm	440×180 ×44 mm	440×180 ×44 mm	286×111.7 ×25.4 mm	294×180 ×44 mm	209×126 ×26 mm	209×126 ×26 mm	209×126 ×26 mm	440×180 ×44 mm
	Installation (Kits Included)	Rackmount					Desktop/ WallMounting	Rackmount / Desktop	Desktop/Wall-Mounting			Desktop/Wall-Mounting
	Weatherproof	-	-	-	-	-	-	-	-	-	-	-
	Operating Temperature	0-40°C	0-50 °C	0-40 °C	0-45 °C	0-40 °C	0-40 °C	0-50 °C	0-40 °C	0-40 °C	0-40 °C	0-50 °C
	Switching Capacity (Gbps)	104	56	56	36	36	32	20	20	16	16	10
PoE	PoE Standard	802.3af/at	802.3af/at	802.3af/at	802.3af/at	-	802.3af/at	802.3af/at	802.3af/at	802.3af/at	-	802.3af/at
	PoE Port	32× PoE+	24× PoE+	16× PoE+	16× PoE+	-	8× PoE+	8× PoE+	8× PoE+	4× PoE+	-	4× PoE+
	PoE Power Budget	230W	250W	150W	150W	-	120W	150W	61W	62W	-	63W
	PoE AutoRecovery	√	√	√	√	-	√	√	√	√	-	√
L2+ Features		802.1Q / MAC VLAN / Protocol VLAN / GVRP / Voice VLAN, IGMP Snooping / Multicast VLAN Registration (MVR) / MLD Snooping / Fast Leave / Querier, Multicast, STP /RSTP /MSTR, Loopback Detection, IPv6, MAC Flapping, Rate Limit, Port Isolation, Port Mirroring, Static LAG / LACP, DHCP Server, DHCP Snooping										
Security		DoS Defend, Access Control List, IP + MAC + PORT + VID Binding, Storm Control, Port Security, SSH & SSL, IP Source Guard, Dynamic ARP Inspection, IEEE 802.1X Authentication										
System Management	Omada Centralized Management Standalone Mode	Omada Cloud Web UI, CLI, Web Browser, Omada App										
		Web Browser, CLI, SPAN/ RSPAN, sFlow, Cable Diagnostics, SNMP										







\*PoE Power Budget of SG2005P-PD: 64 W when powered by 802.3bt Type 4 (90W), 44W when powered by 802.3bt Type 3 (60W), 19 W when powered by 802.3at, and 6 W when powered by 802.3af.



Omada Agile PoE Switches

		2.5G	GE				
Product Picture							
Model		ES206XPP-M2	ES228GMP	ES220GMP	ES210GMP	ES206GP	ES205GP
Hardware	PoE Ports	4× 2.5G PoE++ (up to 60W PoE budget per port)	24× GE PoE+	16× GE PoE+	8× GE PoE+	4× GE PoE+	4× GE PoE+
	Non-PoE Ports	1× 2.5G RJ45, 1× 10G SFP+	2× GE, 2× SFP	2× GE, 2× SFP	1× GE, 1× Gigabit RJ45/SFP Combo	2× GE	1× GE
	PoE Standard	802.3af/at/bt (type 3)	802.3af/at	802.3af/at	802.3af/at	802.3af/at	802.3af/at
	PoE Power Budget	120W	384W	250W	123W	65W	65W
	Fanless for Silent Operation	✓	-	-	✓	✓	✓
	Installation	Desktop / Wall Mounting	Rackmount	Rackmount	Desktop / Wall Mounting	Desktop / Wall Mounting	Desktop / Wall Mounting
Software	Plug and Play	✓	✓	✓	✓	✓	✓
	Management	Omada Cloud Centralized Management, Standalone Management					
	PoE Auto Recovery	✓	✓	✓	✓	✓	✓
	250m PoE in Extend Mode	✓	✓	✓	✓	✓	✓
	Port Isolation	✓	✓	✓	✓	✓	✓
	QoS	802.1p/DSCP QoS in Default; Customized QoS Settings					
	Other Features for Surveillance	Port Management for Remote Camera Reboot, Auto Loop Detection, MTU / Port-Based / 802.1Q VLAN, Cable Test					








Omada Agile Non-PoE Switches

		2.5G	GE				
Product Picture							
Model		ES210X-M2	ES206X-M2	ES224G	ES216G	ES208G	ES205G
Hardware	Ethernet Ports	8× 2.5G	5× 2.5G	24× 1G	16× 1G	8× 1G	5× 1G
	Fiber Ports	2× 10G SFP+	1× 10G SFP+	-	-	-	-
	Fanless for Silent Operation	✓	✓	✓	✓	✓	✓
	Installation	Desktop / Wall Mounting	Desktop / Wall Mounting	Rackmount / Desktop	Rackmount / Desktop	Desktop / Wall Mounting	Desktop / Wall Mounting
Software	Plug and Play	✓	✓	✓	✓	✓	✓
	Management	Omada Cloud Centralized Management, Standalone Management					
	MTU / Port-Based / 802.1Q VLAN	✓	✓	✓	✓	✓	✓
	Cable Test*	✓	✓	✓	✓	✓	✓
	Auto Loop Detection	✓	✓	✓	✓	✓	✓
	Port Management	✓	✓	✓	✓	✓	✓
	QoS	802.1p/DSCP QoS in Default; Customized QoS Settings					

\*Currently, PoE Auto Recovery, customized QoS settings, Priority Mode, and Cable Test are supported in Standalone Mode. These features will be manageable via the controller from Q1, 2025.





Omada GE/FE Unmanaged PoE Switches

Note: Omada Unmanaged Switches cannot be managed by Omada controllers.





		GE					FE	
Product Picture								
Model		DS1018GMP	DS110GMP	DS108GP	DS106GPP	DS105GP	DS111P	DS106P
Hardware	10/100 Mbps RJ45 Ports	-	-	-	-	-	8, all support PoE	6 (ports 1-4 support PoE)
	Gigabit RJ45 Ports	16, all support PoE	9 (ports 1-8 support PoE)	8, all support PoE	6 (ports 1-4 support PoE)	5 (ports 1-4 support PoE)	2	-
	Gigabit Fiber Ports	-	-	-	-	-	1× SFP	-
	Gigabit RJ45/SFP Combo Ports	2	1	-	-	-	-	-
	Casing	Metal						
	Fanless	-	✓	✓	✓	✓	✓	✓
	Dimensions	440×180×44 mm	209×126×26 mm	158×101×25 mm	158×101×25 mm	100×98×25 mm	209×126×26 mm	158×101×25 mm
	Installation	Rackmount	Desktop / Wall Mounting					
	Switching Capacity (Gbps)	36	20	16	12	10	7.6	1.2
PoE	PoE Standard	802.3af/at	802.3af/at	802.3af/at	802.3af/at/bt type 3	802.3af/at	802.3af/at	802.3af/at
	PoE Port	16× PoE+	8× PoE+	8× PoE+	1× PoE++ (up to 60W per port), 3× PoE+	4× PoE+	8× PoE+	4× PoE+
	PoE Power Budget	250W	123W	65W	64W	65W	65W	67W
Physical DIP Switch	PoE Auto Recovery	Ports 1-16	Ports 1-8	Ports 1-8	Ports 1-4	Ports 1-4	Ports 1-8	Ports 1-4
	Priority Mode	Ports 1-4	Ports 1-2	-	-	-	-	Ports 1-2
	250m (820ft) PoE in Extend Mode	Ports 1-4	Ports 1-4	Ports 1-2	Ports 1-2	Ports 1-2	Ports 1-4/1-8	Ports 1-4
	Isolation Mode	Ports 1-8/9-16	Ports 1-4/5-8	-	-	-	Ports 1-8	-
Features	Green Tech	✓	✓	✓	✓	✓	✓	✓
	802.1p/DSCP QoS	✓	✓	✓	✓	✓	-	-
	IGMP Snooping	-	✓	✓	✓	✓	-	-

Omada Gigabit Unmanaged Non-PoE Switches


Note: Omada Unmanaged Switches cannot be managed by Omada controllers.

		Gigabit Unmanaged Non-PoE Switches			
					
Model		DS1024G	DS1016G	DS108G	DS105G
Hardware	Gigabit RJ45 Ports	24	16	8	5
	Casing	Metal			
	Fanless	✓	✓	✓	✓
	Dimensions (W×D×H)	440×140×44 mm	440×140×44 mm	158×101×25 mm	100×98×25 mm
	Installation	Rackmount	Rackmount	Desktop / Wall Mounting	Desktop / Wall Mounting
	Operating Temperature	0-40 °C	0-40 °C	0-40 °C	0-40 °C
	Switching Capacity	48 Gbps	32 Gbps	16 Gbps	10 Gbps
Plug and Play		✓	✓	✓	✓
Features	VLAN	MTU VLAN (Isolation Mode Physical DIP Switch)			
	Loop Prevention	✓ (Physical DIP Switch)	✓ (Physical DIP Switch)	✓ (Physical DIP Switch)	✓ (Physical DIP Switch)
	802.1P/DSCP QoS	✓	✓	✓	✓
	IGMP Snooping	-	-	✓	✓
	Other	Green Technology, Rate Limit			









Omada Industrial Easy Managed Switches

	Gigabit PoE		Gigabit Non-PoE	
Product Picture				
Model	IES210GPP	IES206GPP	IES208G	IES206G
PoE Ports	8× GE RJ45 Ports	4× GE RJ45 Ports	-	-
Non-PoE Ports	2× Gigabit Combo RJ45/SFP Ports	1× Gigabit Combo RJ45/SFP Port, 1× SFP	6× GE RJ45 Ports, 2× Gigabit Combo RJ45/SFP Ports	4× GE RJ45 Ports, 1× Gigabit Combo RJ45/SFP Port, 1× SFP
PoE Standards	802.3af/at/bt type 3 (Ports 1-2, up to 60W PoE per port), 802.3af/at (Ports 3-8)	802.3af/at/bt type 3 (Port 1, up to 60W PoE per Port), 802.3af/at (Ports 2-4)	-	-
PoE Power Budget	240W	120W	-	-
Casing	Metal			
Installation	DIN / Wall Mounting	DIN / Wall Mounting	DIN / Wall Mounting	DIN / Wall Mounting
IP Rating	IP40	IP40	IP40	IP40
Switching Capacity	20 Gbps	12 Gbps	16 Gbps	12 Gbps
Power Connection	2× terminal blocks (does not support circular DC jack)	2× terminal blocks (does not support circular DC jack)	2× terminal blocks (does not support circular DC jack)	2× terminal blocks (does not support circular DC jack)
Operating Voltage	12-57 VDC	12-57 VDC	9.6-60 VDC	9.6-60 VDC
Operating Temperature	-40~75 °C	-40~75 °C	-40~75 °C	-40~75 °C
Management	Omada Cloud Centralized Management, Standalone Management			
Software Feature	802.1p/DSCP QoS, IGMP Snooping, MTU/Port/Tag VLAN, Loop Prevention, Link Aggregation, Network Monitoring, Rate Limit, Storm Control			

Omada 3-in-1 Integrated Gateway

	Integrated Gateway	
Product Picture		
Model	ER7212PC (v2)	
Main Design	Ports	• 10× GE RJ45 (1 WAN, 1 WAN/LAN, 8 PoE+ LAN) • 2× GE SFP WAN/LAN
	Number of WAN Ports	Up to 4 WAN
	USB Ports	-
	PoE	8× GE RJ45 LAN PoE+ Ports, 110 W PoE Budget
	Embedded Controller	✓
	Fanless	✓
	Installation	Desktop / Wall-Mounting
Software	Load Balancing	Multi-WAN Load Balance, Application Optimized Routing, Line Backup, Online Detection, Smart Load Balancing
	WAN Connection Type	Static/Dynamic IP, PPPoE, PPTP, L2TP, 6to4 Tunnel, Pass-Through
	Routing	Static Routing, Policy Routing
	Other	Multiple-Net DHCP, 802.1Q VLAN, IPTV, IPv6, Multiple-IP Interfaces
VPN	OpenVPN, IPSec, PPTP, L2TP, L2TP over IPSec VPN	✓
Security	Application Control via DPI	✓
	IPS/IDS	✓ <sup>a</sup>
	Other	Access Control List, URL/Keyword Filter, DoS Defense, ARP Inspection, MAC Filter, Content Filter <sup>a</sup>
System Management	Centralized Cloud Management via Web UI or Omada App, SNMP v1/v2c/v3, Web Interface, Standalone Management	








Omada Wired & Wi-Fi Gateway

		Wired Gateways						Wi-Fi Gateways	
Product Picture									
Model		ER8411	ER7412-M2 (v1.2)	ER707-M2 (v1.2)	ER7406	ER7206 (v2.2)	ER605 (v2.2)	ER706W (v1.2)	ER605W (v2)
Main Design	Ports	• 2× 10G SFP+ (1 WAN, 1 WAN/LAN) • 1× GE SFP WAN/LAN • 8× GE RJ45 WAN/LAN	• 2× 2.5G RJ45 WAN/LAN • 2× GE SFP WAN/LAN • 8× GE RJ45 WAN/LAN	• 2× 2.5G RJ45 (1 WAN, 1 WAN/LAN) • 1× GE SFP WAN/LAN • 4× GE RJ45 WAN/LAN	• 5× GE RJ45 (1 WAN, 4 WAN/LAN) • 1× GE SFP WAN/LAN	• 5× GE RJ45 (1 WAN, 4 WAN/LAN) • 1× GE SFP WAN/LAN	• 5× GE RJ45 (1 WAN, 2 WAN/LAN, 2 LAN)	• 5× GE RJ45 (1 WAN, 4 WAN/LAN) • 1× GE SFP WAN/LAN	• 5× GE RJ45 (1 WAN, 2 WAN/LAN, 2 LAN)
	Multi-WAN Load Balancing	Up to 10 WAN	Up to 11 WAN	Up to 6 WAN	Up to 5 WAN	Up to 5 WAN	Up to 3 WAN	Up to 5 WAN	Up to 3 WAN
	Console Ports	1× RJ45	1× RJ45	-	-	-	-	-	-
	USB Ports	2× USB 3.0 (One Supports LTE backup)	1× USB 3.0 (Supports LTE backup)	1× USB 2.0 (Supports LTE backup)	1× USB 3.0 (Supports LTE backup)	1× USB 3.0 (Supports LTE backup)	1× USB 2.0 (Supports LTE backup)	1× USB 3.0 (Supports LTE backup)	-
	Wi-Fi	-	-	-	-	-	-	AX3000 Wi-Fi 6 (574+2402 Mbps)	AC1200 Wi-Fi 5 (300+867 Mbps)
	RPS (Redundant Power Supply)	√ (fixed)	-	-	-	-	-	-	-
	Installation	Rackmount	Rackmount / Desktop	Rackmount / Desktop / Wall-Mounting	Rackmount / Desktop	Rackmount / Desktop / Wall-Mounting	Desktop / Wall-Mounting	Desktop / Wall-Mounting	Desktop / Wall-Mounting
VPN	PPTP, OpenVPN	√	√	√	√	√	√	√	√
	L2TP, IPSec VPN, L2TP over IPSec VPN	√	√	√	√	√	√	√	√
	WireGuard VPN	√	√	√	√	√	√	√	√
	SSL VPN	√	√	√	√	√	-	√	-
	GRE VPN*	√	√	√	√	√	√	√	√
Security	DPI	Application Control via Deep Packet Inspection (DPI)							
	IPS/IDS	√	√	√	√	√	-	√	-
	Other	Access Control List, URL/Keyword Filter, DoS Defense, ARP Inspection, MAC Filter							
System Management		Centralized Cloud Management via Web UI or Omada App, SNMP v1/v2c/v3, Web Interface, Standalone Management							













<sup>a</sup>These features will be available in Q2 2025.  
<sup>\*</sup>GRE VPN is supported under standalone mode.



Omada 4G and DSL Gateways






		4G Wi-Fi Gateways		Outdoor 4G Wi-Fi Gateways	Outdoor 5G Wi-Fi Gateways	DSL 4G Gateways	DSL 4G Wi-Fi Gateways	DSL Wi-Fi Gateways
		1G		10G	2.5G	1G		
Product Picture								
Model		ER706WP-4G	ER706W-4G (v2)	ER703WP-4G-Outdoor	ER701-5G-Outdoor**	DR3220v-4G	DR3650v-4G	DR3650v
Main Design	Ports	• 5× GE RJ45 (1 WAN, 4 WAN/LAN PoE+) • 1× GE SFP WAN/LAN • 2× Nano SIM Card Slots	• 5× GE RJ45 (1 WAN, 4 WAN/LAN) • 1× GE SFP WAN/LAN • 2× Nano SIM Card Slots	• 1× GE WAN/LAN RJ45 (supports PoE in) • 2× GE WAN/LAN RJ45 (supports PoE out) • 1× Nano SIM Card Slot	• 1× 2.5GE LAN Port (supports PoE in) • 2× SIM Card Slots	• 3× RJ11 (1 WAN, 2 FXS) • 1× Combo GE SFP/ RJ45 • 4× GE RJ45 (1 WAN/ LAN, 4 LAN) • 2× Nano SIM	• 3× RJ11 (1 WAN, 2 FXS) • 5× GE RJ45 (1 WAN/ LAN, 4 LAN) • 2× Nano SIM	• 3× RJ11 (1 WAN, 2 FXS) • 5× GE RJ45 (1 WAN/ LAN, 4 LAN)
	Multi-WAN Load Balancing	Up to 6 WAN	Up to 6 WAN	Up to 3 WAN	-	Up to 3 WAN	Up to 2 WAN	Up to 2 WAN
	USB Ports	-	-	-	-	1× USB 3.0	1× USB 3.0	2× USB 3.0 (One supports LTE Backup)
	Outdoor Weatherproof	-	-	IP55	IP66	-	-	-
	PoE	4× PoE+ out, total 45W PoE Budget	-	2× PoE+ out with PoE Budget: • 45W (powered by 802.3bt type 4) • 27W (powered by 802.3bt type 3)	-	-	-	-
	Wi-Fi	AX3000 Wi-Fi 6 (574+2402 Mbps)	AX3000 Wi-Fi 6 (574+2402 Mbps)	AX3000 Wi-Fi 6 (574+2402 Mbps)	-	-	AX3000 Wi-Fi 6 (574+2402 Mbps)	AX3000 Wi-Fi 6 (574+2402 Mbps)
	4G LTE	4G+ Cat6 300 Mbps	4G+ Cat6 300 Mbps	4G+ Cat6 300 Mbps	-	4G+ Cat6 300 Mbps	4G+ Cat6 300 Mbps	-
	VDSL	-	-	-	-	• VDSL2 35b: 350 Mbps DSL Access. • Compatible with VDSL2/VDSL/ADSL2+/ADSL2/ADSL		
	Power Supply	DC	DC	802.3at/bt PoE or DC	802.at/bt PoE	AC	DC	DC
	Installation	Rackmount / Desktop / Wall-Mounting	Desktop / Wall-Mounting	Wall-Mounting / Pole-Mounting	Wall-Mounting / Pole-Mounting / Window	Rackmount / Desktop	Desktop / Wall-Mounting	Desktop / Wall-Mounting
VPN	PPTP, OpenVPN	✓	✓	✓	-	✓	✓	✓
	L2TP IPSec VPN, L2TP over IPSec VPN	✓	✓	✓	-	✓	✓	✓
	WireGuard VPN	✓	✓	✓	-	✓	✓	✓
	SSL VPN	✓	✓	✓	-	✓	✓	✓
	GRE VPN*	✓	✓	✓	-	✓	✓	✓
Security	DPI	Application Control via Deep Packet Inspection (DPI)						
	IPS/IDS	-	-	✓	-	-	-	✓
	Other	Access Control List, URL/Keyword Filter, DoS Defense, ARP Inspection, MAC Filter						
System Management		Centralized Cloud Management via Web UI or Omada App, SNMP v1/v2c/v3, Web Interface, Standalone Management						









Omada PoE Adapters


	PoE Injectors						PoE Splitter	PoE Extender	Passive PoE Adapters			
	10GE		2.5GE	GE			GE	FE	10GE	2.5GE	GE	
Product Picture												
Model	POE380S	POE370S***	POE260S	POE170S	POE160S	POE150S	POE10R	POE10E	POE5460X*	POE5430G-M2*	POE4824G	POE4818G
PoE Standard	802.3af/at/bt type3/bt type4	802.3af/at/bt type3	802.3af/at	802.3af/at/bt (type 3)	802.3af/at	802.3af	802.3af	802.3af/at	Passive PoE			
RJ45 Ports	• 1× 10GE RJ45 LAN • 1× 10GE RJ45 PoE Out	• 1× 10GE RJ45 LAN • 1× 10GE RJ45 PoE Out	• 1× 2.5GE RJ45 LAN • 1× 2.5GE RJ45 PoE Out	• 1× Gigabit RJ45 LAN • 1× Gigabit RJ45 PoE Out	• 1× Gigabit RJ45 LAN • 1× Gigabit RJ45 PoE Out	• 1× Gigabit RJ45 LAN • 1× Gigabit RJ45 PoE Out	• 1× Gigabit RJ45 LAN • 1× Gigabit RJ45 PoE In	• 2× FE RJ45 PoE (1× PoE in, 1× PoE out)	• 1× 10GE LAN • 1× 10GE Passive PoE Out	• 1× 10GE LAN • 1× 10GE Passive PoE Out	• 1× Gigabit Non-PoE In • 1× Gigabit Passive PoE Out	
Input Power	100~240 VAC	100~240 VAC	100~240 VAC	100~240 VAC/ 1.6A	100~240 VAC / 1.0A	48 VDC / 0.5 A	Max. 15.4 W (Auto Determination)	-	100~240 VAC	100~240 VAC	100~240 VAC / 0.8 A	100~240 VAC / 0.6 A
Output Power	Max. 90W (Auto Determination)	Max. 60W (Auto Determination)	Max. 30W (Auto Determination)	Max. 60W (Auto Determination)	Max. 30W (Auto Determination)	Max. 15.4W (Auto Determination)	5/9/12 VDC	-	60W, 54VDC, 111A	30W, 54VDC, 0.56A	24W, 48VDC, 0.5A	18W, 48VDC, 0.375A
Plug and Play	✓	✓	✓	✓	✓	✓	✓	✓	✓	✓	✓	✓
Dimensions (W×D×H)	155×70×42 mm	155×70×42 mm	125×59.4×36.8 mm	155×70×42 mm	125×59.4×36.8 mm	80.8×54×24 mm	80.8×54×24 mm	71×26×16.2 mm	125×59.4×36.8 mm	110×57×38.8 mm	110×57×38.8 mm	85.8×43.9×35 mm
Installation	Desktop / Wall-Mounting					Desktop		Desktop / Wall-Mounting				

\*GRE VPN is supported in standalone mode.  
\*\*This product will be available in April 2025.  
\*\*\* This product will be available in 2025 Q2.  
Notice:These products and features are being developed and the images and specifications may vary.

Omada Media Converters

	Omada 100 Mbps Media Converters				
Product Picture					
Model	MC100CM	MC110CS	MC111CS	MC112CS	MC112CSP-20
Power Input	9 VDC / 0.6A				48 VDC / 0.5A
Fiber Ports	2× 100 Mbps SC Fiber Ports			1× 100 Mbps SC Fiber Port	
Copper Ports	1× 100 Mbps RJ45 Port				1× 100 Mbps RJ45 802.3af PoE Output Port
Transmission Distance	2 km	20 km			
Fiber Type	Multi-mode	Single-mode			
Fiber Number	Dual Fibers		Single Fiber		
Wave Length	1310 nm		TX: 1550 nm RX: 1310 nm	TX: 1310 nm RX: 1550 nm	TX: 1310 nm RX: 1550 nm
Dimensions (W × D × H)	3.7×2.9×1.1 in (94.5×73.0×27.0 mm)				





	Omada 10G Media Converter	Omada Gigabit Media Converters						
Product Picture								
Model	MC420L	MC220L	MC200CM	MC210CS	MC211CS-2	MC212CS-2	MC211CS-20	MC212CS-20
Power Input	9V/0.6A				9V/0.6A			
Fiber Ports	1× 10G SFP+ Slot	1× Gigabit SFP Slot	2 × 1000 Mbps SC Fiber Ports		1× 1000 Mbps SC Fiber Port			
Copper Ports	1× 1G/2.5G/5G/10Gbps RJ45 Port (Auto MDI/ MDIX)	1× 10/100/1000 Mbps RJ45 Port (Auto MDI/MDIX)			1× 10/100/1000 Mbps RJ45 Port (Auto MDI/MDIX)			
Transmission Distance	Depends on the used SFP module	Depends on the used SFP module	550 m	20 km	2 km		20 km	
Fiber Type			Multi-Mode	Single-Mode	Single-Mode			
Fiber Number			Dual Fibers		Single Fiber			
Wave Length	Depends on the used SFP module	Depends on the used SFP module	850 nm	1310 nm	TX: 1550 nm RX: 1310 nm	TX: 1310 nm RX: 1550 nm	TX: 1550 nm RX: 1310 nm	TX: 1310 nm RX: 1550 nm
Dimensions (W × D × H)			3.7×2.9×1.1 in (94.5×73.0×27.0 mm)					
Operating Temperature	0~40 °C (32~104 °F)				0~40 °C (32~104 °F)			

	Omada Power Chassis
Product Picture	
Model	MC1400
Power Input	• Up to 14 Media Converter Units • 9VDC/0.6A Power Output, Compatible with MC Series Media Converters • Redundant Power Supply • Hot-Swappable





Omada SFP Modules

	100G QSFP28 Module	25G SFP28 Modules		10G SFP+ Modules			Gigabit SFP Modules						SFP/SFP+ RJ45 Modules	
Product Picture														
Model	SM9110-SR4	SM6110-LR	SM6110-SR	SM5110-LR	SM5110-SR	SM5110LSA-10 / SM5110LSB-10	SM311LS	SM311LM	SM321A	SM321B	SM321A-2	SM321B-2	SM5310-T	SM311T
Data Rate	100 /40 Gbps	25 / 10 Gbps	25 / 10 Gbps	10 Gbps		10 Gbps	1.25 Gbps						10 Gbps	1 Gbps
Fiber Ports	MTP/MPO-12	2× LC/UPC Duplex Ports		2× LC/UPC Duplex Ports		1× LC/UPC Duplex Port	2× LC/UPC Duplex Ports		1× LC/UPC Duplex Port				-	-
RJ45 Ports	-												1× 10 Gbps RJ45 Port	1× 1000 Mbps RJ45 Port
Transmission Distance	100 m	10 km	100 m	10 km	300 m	10 km	20 km	550 m	20 km		2 km		31 m	100 m
Transmission Media	OM3/OM4 Multi-Mode Fiber	Dual Single-Mode Fibers	Dual Multi-Mode Fibers	Dual Single-Mode Fibers	Dual Multi-Mode Fibers	Single Single-Mode Fiber	Dual Single-Mode Fibers	Dual Multi-Mode Fibers	Single Single-Mode Fiber				Cat6a or above Ethernet Cable	Cat5e or above Ethernet Cable
Wave Length	850nm	1310nm	850nm	1310nm	850nm	SA-10: 1330 nm / 1270 nm SB-10: 1270 nm / 1330 nm	1310 nm	850 nm	TX: 1550 nm RX: 1310 nm	TX: 1310 nm RX: 1550 nm	TX: 1550 nm RX: 1310 nm	TX: 1310 nm RX: 1550 nm	-	-
Operating Temperature	0~70 °C (32~158 °F)													


Omada Gigabit Industrial SFP Modules

	Gigabit Industrial SFP Modules			
Product Picture				
Model	ISM321A-20	ISM321B-20	ISM311LS	ISM311LM
Data Rate	1.25 Gbps			
Fiber Ports	1× LC/UPC Duplex Port		2× LC/UPC Duplex Ports	
RJ45 Ports	-			
Transmission Distance	20 km	20 km	20 km	550m
Transmission Media	Single Single-Mode Fiber	Single Single-Mode Fiber	Dual Single-Mode Fibers	Dual Multi-Mode Fibers
Wave Length	TX: 1550 nmRX: 1310 nm	TX: 1310 nmRX: 1550 nm	1310 nm	850 nm
Operating Temperature	-40~85°C (-40~185 °F)			




Omada Direct Attach Cables

	100G QSFP28 Cables	25G SFP28 Cables	10G SFP+ Cables	
Product Picture				
Model	SM9220-1M	SM6220-1M	SM5220-3M	SM5220-1M
Length	1m	1m	3m	1m
Connector Type	100G QSFP28 connector on both sides	25G SFP28 connector on both sides	10G SFP+ connector on both sides	10G SFP+ connector on both sides
Data Rate	100 / 40 Gbps	25 / 10 Gbps	10 Gbps	10 Gbps
Plug and Play	✓	✓	✓	✓
Operating Temperature	0~70 °C (32~158 °F)	0~70 °C (32~158 °F)	0~70 °C (32~158 °F)	0~70 °C (32~158 °F)

Omada Reverse PoE Switches

	Reverse PoE Switches
Product Picture	
Model	RP108GE
Port	7 Gigabit Passive PoE-in RJ45 Ports Voltage: 24/48 V (mixture is not supported) 1 Gigabit Passive PoE-out RJ45 Port Voltage: depending on the input voltage of PoE-in ports 1 DC Output Port Voltage: 5/12 V
Power Pin of Ethernet cable	4/5+ 7/8-
PoE Supply	Passive PoE
Dimensions	6.2 × 3.9 × 1.0 in (158 × 99.1 × 25 mm)
Installation	Desktop / Wall-Mounting
Switching Capacity	16 Gbps VLAN
Features	IGMP Snooping QoS Manageable via web browser or Utility

Omada Rackmount Kit

	Rackmount Kit		
Product Picture			
Model	RackMount Kit-19	RackMount Kit-13	RackMount Kit-D226
Power Input	<ul style="list-style-type: none"><li>Compatible with Omada 19-inch rack mount switches and other products.</li><li>Reliable metal materials</li></ul>	<ul style="list-style-type: none"><li>Compatible with Omada 13-inch rack mount switches and other products.</li><li>Reliable metal materials</li></ul>	<ul style="list-style-type: none"><li>Compatible with Omada devices whose dimensions (W x D x H) are 8.9×5.2×1.4 in (226×131×35 mm).</li><li>Reliable metal materials</li></ul>

CORPORATE  
PROFILE

Founded in 1996 with humble beginnings, TP-Link has grown into a global leader in enterprise networking, security, consumer networking, electronics, software, and cloud services.

Headquartered in the United States, TP-Link operates 42 global branches, connecting billions of users across 170+ countries and regions with its Reliably Smart devices and cutting-edge technologies.

Through independent sub-brands like Omada, VIGI, Tapo, Kasa, and Aginet, TP-Link is committed to delivering reliable, high-performance, and user-friendly products and services. Driven by professionalism, innovation, excellence, and simplicity, we strive to empower businesses to achieve outstanding results globally while enabling consumers to enjoy the benefits and wonders of modern technology.







**TP-Link Systems Inc.**

Sales E-Mail: [b2bsales.usa@tp-link.com](mailto:b2bsales.usa@tp-link.com)  
Website: [www.omadanetworks.com](http://www.omadanetworks.com)

Note: Some products and features may still be in development and could differ from the images shown. Availability may vary by region or country. Please refer to your local website for current product offerings and the latest updates.

TP-Link is a trademark of TP-Link Systems Inc. or its affiliates. ©2025 TP-Link Systems Inc. All rights reserved.

pn:8392501250